

## **Stivala Group Finance p.l.c.**

### **Annual Report and Consolidated Financial Statements for the year ended 31 December 2022**

<b>Contents</b>	<b>Page</b>
Chairman's Statement	1 - 2
Directors' Report	3 - 10
Corporate Governance - Statement of Compliance	11 - 19
Independent Auditor's Report	20 - 28
Consolidated Statement of Profit or Loss and Other Comprehensive Income	29 - 30
Consolidated Statement of Financial Position	31 - 32
Consolidated Statement of Changes in Equity	33 - 35
Consolidated Statement of Cash Flows	36 - 37
Notes to the Consolidated Financial Statements	38 - 99

# Stivala Group Finance p.l.c.

## Chairman's Statement for the year ended 31 December 2022

Dear Shareholders and Stakeholders,

I am very happy to present our annual report for the fiscal year 2022. Over the past year, we have faced many challenges, but we have achieved significant progress through hard work and determination. We are excited to share with you this annual report. Despite our obstacles, we remained committed to providing our clients affordable and quality services.

### Tourism Outlook

As we are all aware, the COVID-19 pandemic has severely impacted the tourism industry in Europe. However, we are optimistic about the future of tourism for the foreseeable future. According to industry experts, the tourism sector is expected to experience robust growth, and we anticipate a surge in demand for tourism-related products and services.

At Stivala Group, we have been closely monitoring the tourism market and have made strategic decisions to position ourselves for the anticipated upturn. We are confident that our upcoming projects will be well-received by the market, and we will be able to capitalise on this. The Strategic Plan for Tourism focuses on higher-quality tourism markets. Stivala will respond to this by providing better quality tourism products to ensure we synchronise with this vision.

### New Exciting Projects

After our success with the projects we have completed, we are thrilled to announce several new projects in the pipeline. We are finalising the plans for residential projects in Msida and Mosta. We will also soon launch the ST Tower, a modern and luxurious commercial property providing state-of-the-art facilities to our clients. The tower will offer 15 floors of offices, a cafeteria and an outstanding rooftop restaurant overlooking the Marsamxett Harbour. This tower will be an excellent addition to our property portfolio and significantly boost our revenue stream.

We are also proud to announce that the construction of Alavits Hotel in Gzira is set to be completed in June 2023. This hotel is expected to furtherance the hospitality industry, offering exceptional services and amenities to guests. We are confident that Alavits Hotel will become a leading destination for travellers seeking affordable quality accommodation.

Furthermore, we are excited to share that we are replacing Blubay Suites Apartments with the construction of a new Novotel Hotel with over 300 bedrooms, which is expected to be completed in Q2 of 2025. Given the growing demand for affordable, high-quality hotel accommodations, we anticipate the market will receive this project well.

### The Chalet Project

We are thrilled to have been the sole bidder for The Chalet project, a legacy project which will complement our portfolio. The plans that have been submitted not only respect the conditions of the tender but will also place back on the map the landmark building which was lost. We will provide a project that respects the past but, at the same time, will challenge the capabilities of the workmanship. This project will be an exciting and challenging venture for our company and a luxurious destination for the tourism industry. We are excited to work with new partners to bring it to fruition.

# Stivala Group Finance p.l.c.

## Chairman's Statement for the year ended 31 December 2022

### Occupancy Rates

I am pleased to report that Our portfolio of office space has achieved an average occupancy of 95% during 2022, which is a testament to the high-quality services we provide to our clients. Despite the challenging economic climate, we have remained committed to delivering exceptional services and will continue to do so in the coming years.

In conclusion, I want to thank all our employees, partners, and customers for their continued support. We remain committed to providing high-quality services and real estate, and we are confident that our upcoming projects will position us as a leading player in the tourism industry.

Sincerely,



Mr. Ivan Stivala  
Chairman, Stivala Group

# Stivala Group Finance p.l.c.

## Directors' Report

for the year ended 31 December 2022

The Board of Directors are hereby presenting their annual report together with the audited financial statements of the Group and the Company for the year ended 31 December 2022.

### Principal activities

The principal activity of the Company is to act as a finance and investment company, in particular the financing or re-financing of the funding requirements of related companies within the Stivala Group.

The principal activities of the Group relate to the property letting, development and hospitality. The Group owns and leases a number of commercial, residential and office properties. These include apartments and various hotels namely Bayview Hotel, Blubay Apartments, Blubay Suites, Sliema Hotel and Azur Hotel, majority of which are situated in Gzira and Sliema.

### Review of business

The Company registered a profit before tax of €31,419,896 during the year ended 31 December 2022 (2021: loss before tax of €21,182,263).

The Group registered a consolidated profit before tax of €27,035,170 during the year ended 31 December 2022 (2021: €4,395,177).

Given the Group's and Company's financing structure and the positive net assets position of the Group and the Company at the end of the financial year, the Directors consider the Group's and Company's state of affairs as at the close of the financial year to be satisfactory.

### Performance

The Company's revenue amounting to €33,946,032 (2021: €41,142,087) is derived from dividends receivable from its subsidiary. The major cost of the Company is the bond interest payable amounting to €2,347,500 (2021: €2,347,500). The Company registered a profit after taxation of €31,425,337 (2021: loss after taxation of €20,380,454) and as at year end, its total equity amounted to net asset of €674,090 (2021: net liability of €18,751,247).

The Group's revenue for the year amounts to €28,843,005 (2021: €15,065,293). The main revenue streams of the group are hospitality and rental income. The rental income is slightly higher compared with prior year while a significant 191% increase was noted for the hospitality industry due to lifting of covid-19 restrictions. After deducting the main expenses being the cost of sales and distribution costs related to hospitality as well as administrative expenses, the Group registered an operating profit of €14,212,498 (2021: incurred an operating loss of €1,178,984).

On the other hand, the increase in the Group's total comprehensive income for the year is primarily due to increasing change in fair value of investment property and property, plant and equipment.

In prior year, the directors assessed the valuation of their properties at year end as part of the annual reassessment based on the market values of similar properties around the area. In current year, the Group commissioned RS Design Associates to carry out a valuation exercise of the properties owned by the Group which are pledged to secure borrowings. This has resulted in the reporting of a change in fair value of investment property and property plant and equipment of €8,389,602 and €4,381,777, net of deferred tax in the statement of profit or loss and other comprehensive income, respectively. The directors assessed that the fair values of the remaining properties approximate their carrying amounts.

# Stivala Group Finance p.l.c.

## Directors' Report for the year ended 31 December 2022

### **The Bond Issue**

By virtue of the prospectus dated 25 September 2017 and 18 July 2019, the Company issued 45,000,000 4% secured bonds with a face value of €100 each, redeemable at par on 18 October 2027 and 15,000,000 3.65% secured bonds with a face value of €100 each, redeemable at par on 29 July 2029, respectively. The funds received were intended for further purchase and development of its properties, in line with the Group's vision of continuous business expansion.

### **Principal risks and uncertainties**

The Directors are aware of the various risks faced by the Group as a result of its diversified business lines primarily on hospitality and property development and letting. A number of measures are in place to ensure that such risks and uncertainties are maintained at acceptable levels and are in line with the Group's risk strategy of sustainable, long-term growth and profitability.

The key risks faced by the group include credit risk, strategic risk, operational risk, liquidity risk and legislative risks. Together with other risks and uncertainties inherent in the business, these require strong capital management as safeguard against competent authority requirements and unfavourable events. Given such, the Group regularly reviews operational and capital targets against actual and forecast business levels to minimise such risks if necessary, to the most considerable level possible in the interest of institutional stakeholders.

The main types of risk types are outlined hereunder:

#### ***Credit risk***

Credit risk is the risk that a counterparty will not meet its obligations under a financial instrument or customer contract, leading to a financial loss. The Group is exposed to credit risk from its operating activities and from its financing activities including deposits with banks.

Customer credit risk is managed by the Group's management subject to the Group's established policy, procedures and control relating to customer credit risk management. Credit quality of a customer is assessed based on each customer's credit limits. Outstanding customer receivables are regularly monitored. An impairment analysis is performed on each reporting date in accordance with the guidelines set in IFRS 9 Financial Instruments Standard. The Group exercises a prudent credit control policy, and accordingly, it is not subject to any significant exposure or concentration of credit risk. The Group banks only with local financial institutions with high quality standard or rating. The Group's operations are principally carried out in Malta and most of the Group's revenue originates from clients based in Malta.

#### ***Strategic risk***

This risk relates to the value of Group's assets and local property market in general.

The Group has strict guidelines and engages competent professionals on quality and valuation of its investment properties and property, plant and equipment. The Group's properties are rented out to various tenants, except for those sites where development is in progress. The Group currently has lease agreements with in-substance fixed rental receivables in place after the non-cancellable period, which will protect the Group from unforeseen circumstances and inflation. The Group ensures to implement sound capital management policies and flexible cash flow as disclosed below under liquidity risk, to mitigate such risk.

# Stivala Group Finance p.l.c.

## Directors' Report

for the year ended 31 December 2022

### *Operational risk*

Operational risk maybe defined as the risk of losses arising from defects or failures in its internal processes, people, systems or external events including risks related to fraud, technological and conduct risk.

Operational risk is inherent in all processes, systems and activities of the Group. As such, all employees are responsible for managing and controlling operational risks associated with their own activities and business processes where they are involved. The Group, in terms of operational risk management and control, continues to identify, evaluate and mitigate such risks, regardless if these actually occurred or not. The Group also assesses at each reporting date (unless immediate evaluation is necessary) areas of concern for improvement to minimise such operational risks, arising due to the volatile results of each year's operations.

### *Liquidity risk*

The Group is exposed to liquidity risk in relation to meeting future obligations associated with its financial liabilities. Prudent liquidity risk management includes maintaining sufficient cash and committed credit lines to ensure the availability of an adequate amount of funding to meet the Group's obligations.

The Group is heavily dependent on the operations of the hotels it owns and the rental market. It regularly reviews the financial performance of its revenue streams in order to ensure that there is sufficient liquidity to sustain its operations. Cost cut practices have also been continuously implemented.

### *Legislative risks*

The Group is governed by a number of laws and regulations. Failure to comply could have financial and reputational implications and could materially affect the group's ability to operate. The Group has embedded operating policies and procedures to ensure compliance with existing legislation.

The Group may also be subject to reputation and litigation risk as a result of its course of actions and operations. This may pose significant effect on the Group's and the various stakeholders' wellbeing, if ignored. The Board of Directors exercises the highest levels of ethical behaviour possible through a number of appropriate policies, procedures and controls, implemented on its day to day operations.

The hotel industry globally is marked by strong and increasing consolidation and many of the Group's current and potential competitors may thus have bigger name recognition, larger customer bases and greater financial and other resources than the companies within the Group. In response to this, the Group and the Company's hotels have undergone renovations that would cater the taste of the majority, still being offered at the most affordable cost.

### **Financial risk management and exposures**

Note 31 Financial Risk Management to these financial statements provide details in connection with the Company's use of financial instruments, its financial risk management objectives and policies and the financial risks to which it is exposed.

# Stivala Group Finance p.l.c.

## Directors' Report for the year ended 31 December 2022

### Events after reporting period

All events occurring after the balance sheet date until the date of authorisation for issue of these financial statements and that are relevant for valuation and measurement as at 31 December 2022 for the Group and the Company are included in these consolidated financial statements.

As we progress through 2023, certain events which might have the potential of impacting the results of the Company are possible repercussions from the war in Ukraine on the European and, more generally, on the world economy as well as rising inflation and stock market uncertainty. Other concerns could arise from another pandemic flareup although the latter is considered unlikely in the short term as vaccinations have been administered on a large scale globally. Post the end of the reporting date however, as aforementioned, the potential risks to the performance of any company is from high inflation witnessed in the last few months which has forced many major central banks to increase interest rates as a counter-measure for inflation.

So far, Malta has been well shielded from increases in fuel and utility prices, though the Government has hinted that this may not be sustainable in the longer term. Should the government halt its subsidies on energy and other assistance to industry in general, this could lead to further price increases and possibly a reduction in disposable income, and which in-turn would adversely influence the propensity to save.

The Directors are closely monitoring the possible impact on its operations and financial performance and are committed to take all necessary steps to mitigate the impact. This has no impact on the financial statements of the Company as at date of approval. We are not otherwise aware of any further events that could possibly have an effect on the operations of the Company.

### Future developments

Despite the economic uncertainties caused by high inflation and higher interest rates, the Group started 2022 with an upward trend on its hospitality revenue exceeding its budgets by approximately 100% while the property letting/development sector continues to operate normally.

The strong upturn in 2022 proved that the customers continue to trust the Group. In the meantime the Group is committed to continue investing in the tourism, accommodation and residential sector with various projects. Such projects include the newly built Alavits Hotel in Gzira which will be opened in mid 2023, ST Tower which will house 15 floors of offices, a cafeteria and a rooftop restaurant. The Group will be also introducing the first Novotel Hotel in Malta, which will be a 4 star 300 room hotel which is expected to be opened in Q2 2025. The Group remains to have an optimistic outlook for 2023.

### Dividends and Reserves

The results for the year are set in the Consolidated Statement of Comprehensive Income on page 29 and 30.

The Board of Directors paid a dividend of €12,000,000 (2021: Nil), net of taxation. Retained profits carried forward at the reporting date amounted to €11,211,356 (2021: €5,293,934) for the Group and retained earnings of €419,090 (2021: accumulated losses of €19,006,247) for the Company.

# Stivala Group Finance p.l.c.

## Directors' Report

for the year ended 31 December 2022

### Directors

The Directors of the Company since the beginning of the year up to the date of this report were:

Mr. Ivan Stivala - Chairman and Executive Director

Mr. Michael Stivala - CEO and Executive Director

Mr. Martin John Stivala - Executive Director

Dr. Ann Marie Agius - Non-Executive Director

Mr. Francis Gouder - Non-Executive Director

Mr. Jean Paul Debono - Non-Executive Director

### Company Secretary

Ms. Antoinette Scerri

### Remuneration committee and corporate governance

During the period under review, the functions of the Remuneration Committee were carried out by the Board of Directors in view of the fact that the remuneration of Directors is not performance related.

### Statement of Directors' Responsibilities for the financial statements

The Directors are required by the Maltese Companies Act, 1995 (Cap.386) to prepare financial statements in accordance with International Financial Reporting Standards as adopted by the EU which give a true and fair view of the state of affairs of the Company as at the end of each reporting period and of the profit or loss for that period.

In preparing such financial statements, the Directors are responsible for:

- ensuring that the financial statements have been drawn up in accordance with International Financial Reporting Standards as adopted by the EU;
- selecting and applying consistently appropriate accounting policies;
- making accounting estimates that are reasonable in the circumstances; and
- ensuring that the financial statements are prepared on the going concern basis unless it is inappropriate to presume that the Company will continue in business as a going concern.

The Directors are also responsible for designing, implementing and maintaining internal control as necessary to enable the preparation of financial statements that are free from material misstatement, whether due to fraud or error, and that comply with the Maltese Companies Act, 1995 (Cap. 386). They are also responsible for safeguarding the assets of the Group and the parent Company and hence for taking reasonable steps for the prevention and detection of fraud and other irregularities.

The financial statements of Stivala Group Finance p.l.c. for the year ended 31 December 2022 are included in the Annual Report 2022, which is published in hard-copy printed form and is available on the Company's website. The Directors are responsible for the maintenance and integrity of the Annual Report on the website in view of their responsibility for the controls over, and the security of, the website. Access to information published on the Company's website is available in other countries and jurisdictions, where legislation governing the preparation and dissemination of financial statements may differ from requirements or practice in Malta.



# Stivala Group Finance p.l.c.

## Directors' Report for the year ended 31 December 2022

Additionally, the directors are responsible for:

- the preparation and publication of the Annual Financial Report, including the consolidated financial statements and the relevant tagging requirements therein, as required by Capital Markets Rule 5.56A, in accordance with the requirements of ESEF RTS,
- designing, implementing, and maintaining internal controls relevant to the preparation of the Annual Financial Report that is free from material non-compliance with the requirements of the ESEF RTS, whether due to fraud or error, and consequently, for ensuring the accurate transfer of the information in the Annual Financial Report into a single electronic reporting format.

### Statement of responsibility pursuant to the Capital Market Rules issued by Malta Financial Services Authority

The Directors confirm that in accordance with the Capital Market Rules, to the best of their knowledge:

- the financial statements give a true and fair view of the financial position of the Group and the Company as at 31 December 2022, and of the financial performance and the cash flows for the year then ended in accordance with International Financial Reporting Standards as adopted by the European Union; and
- the Directors' Report includes a fair review of the performance of the business and the financial position of the issuer and the undertakings included in the consolidation taken as a whole, together with a description of the principal risks and uncertainties that the Group and the Company face.

### Going concern – Capital Markets Rules 5.62

Having made an appropriate assessment of going concern as discussed in Note 2.1 to these financial statements, the financial statements of the Group and the Company are prepared on a going concern basis. The Directors regard that pursuant to Capital Markets Rule 5.62, this is appropriate, after due consideration of the Group's and Company's financial support from the shareholder and ultimate beneficial owners. Specifically, the Directors have prepared financial and capital plans for the next eleven years which show that the Group and the Company is in a position to continue operating as a going concern for the foreseeable future. These plans take into account risks and uncertainties facing the Group and the Company, including but not limited to, the effect of the completion of divestment of major shareholder's interest in the Group and the Company, as announced last 27 April 2021.

### Shareholder register information pursuant to Capital Market Rule 5.64

#### - Structure of Capital

The Company has an authorised share capital of €500,000 Ordinary Shares of €1 each and issued and fully paid up share capital of €255,000 with a nominal value of €1 each. Each Ordinary Share is entitled to one vote. The Ordinary Shares in the Company shall rank *pari passu* for all intents and purposes at law. There are currently no different classes of Ordinary Shares in the Company and accordingly all Ordinary Shares have the same rights, voting rights and entitlements in connection with any distribution whether of dividends or capital.

# Stivala Group Finance p.l.c.

## Directors' Report for the year ended 31 December 2022

### - Appointment and removal of Directors

Article 55.1A of the Company's Memorandum and Articles of Association states that a shareholder holding not less than 25% of the issued share capital of the Company having voting rights or a number of shareholders who between them hold not less than 25% of the issued share capital of the Company having voting rights ("a qualifying shareholder") shall be entitled to appoint (1) director for every such qualifying shareholding, by letter addressed to the Company. Any shareholder who does not qualify to appoint directors in terms of the provisions of paragraph (a) of this sub-article 55.1, and who has not aggregated his holdings with those of other shareholders for the purposes of appointing a director(s) pursuant thereto shall be entitled to participate and vote in an election of directors to take place once in every year at the Annual General Meeting of the Company.

The Chairman shall be appointed by the directors at their first meeting following the annual general meeting in each year, save for the first chairman who shall retain the post of chairman until such time as he resigns or is earlier removed in accordance with the provisions of the articles regulating the removal of directors.

Any director may be removed at any time by the Company in general meeting. The director who is to be removed shall be given opportunity of making representations to the general meeting at which a resolution for his removal is to be taken.

### - Powers of Directors

Subject to applicable provisions of the Articles, the directors may exercise all the powers of the Company to borrow money and to hypothecate or charge its undertaking, property and uncalled capital or any part thereof, and to issue equity securities and debt securities on such terms, in such manner and for such consideration as they think fit, whether outright or as security for any debt, liability or obligation of the Company or of any third party. Provided that the members in general meeting may, from time to time, restrict and limit the aforesaid powers of the directors, in such manner as they may deem appropriate.

### - General Meetings

Subject to the provisions of the Act, the Company shall in each year hold an annual general meeting at such time and place as the directors shall appoint. All general meetings other than the annual general meetings shall be called extraordinary general meetings. The Directors may convene an extraordinary general meeting whenever they think fit. Extraordinary general meetings may also be convened on such requisition, or in default, may be convened by such requisitionists, as provided by the Act. If at any time, there are not in Malta sufficient directors capable of acting to form a quorum, any director, or any two members of the Company, may convene an extraordinary general meeting in the same manner, as nearly as possible, as that in which meetings may be convened by the Directors.

A general meeting of the Company shall be deemed not to have been duly convened unless at least 14 (fourteen) days notice has been given in writing, to all those members entitled to receive such notice. The notice shall be exclusive of the day on which it is served or deemed to be served and of the day for which it was given, and shall specify the place, the day and the hour of the meeting, and in case of extraordinary business or special business, the general nature of the business, and shall be accompanied by a statement regarding the effect and scope of any proposed resolution in respect of such extraordinary business.


# Stivala Group Finance p.l.c.

## Directors' Report for the year ended 31 December 2022


### - Auditors

Pursuant to the Company's statutory obligations in terms of Companies Act and Capital Market Rules, the appointment of the auditors and the authorisation of the Directors to set their remuneration will be proposed and approved at the Company's AGM. HLB CA Falzon have expressed their willingness to continue in office.

These financial statements were approved for issue by the Board and signed on its behalf on 27 April 2023 by:



Mr. Michael Stivala - CEO and Director



Mr. Martin John Stivala - Director

### Registered Office

143,  
The Strand,  
Gzira  
Malta

# Stivala Group Finance p.l.c.

## Corporate Governance Statement for the year ended 31 December 2022

### Introduction

Pursuant to the Capital Markets Rules issued by the Malta Financial Services Authority (the "Rules"), Stivala Group Finance p.l.c. ("the Company") should endeavour to adopt the Code of Principles of Good Corporate Governance contained in Appendix 5.1 to Chapter 5 of the Rules ("the Code") and accordingly, in terms of Rule 5.94, the Company is hereby reporting on the extent of its adoption of the Code, with respect to the financial year under review.

The Company became subject to the principles when its bonds were admitted to capital market and subsequent trading on the Malta Stock Exchange. Accordingly this report of the Company on this matter covers the whole year.

The Company acknowledges that although the Code does not dictate or prescribe mandatory rules, compliance with the principles of good corporate governance recommended in the Code is in the best interests of the Company, its shareholders and other stakeholders.

The Company has only issued debt securities which have been admitted to trading on the Malta Stock Exchange, and accordingly, in terms of Rule 5.101, is exempt from reporting on the matters prescribed in Rules 5.97.1 to 5.97.3, 5.97.6 and 5.97.7 in this corporate governance statement (the "Statement"). It is in the light of this exemption afforded to the Company by virtue of Rule 5.101, that the directors of the Company are herein reporting on the corporate governance of the Company.

### General

Good corporate governance is the responsibility of the Board of Directors of the Company ("the Board") as a whole, and has been and remains a priority for the Company. In deciding on the most appropriate manner in which to implement the Code, the Board took cognisance of the Company's size, nature and operations, and formulated the view that the adoption of certain mechanisms and structures which may be suitable for companies with extensive operations may not be appropriate for the Company. The limitations of size and scope of operations inevitably impact on the structures required to implement the Code, without however diluting the effectiveness thereof.

The Board considers that, to the extent otherwise disclosed herein, the Company has generally been in compliance with the Principles throughout the year under review.

This Statement shall now set out the structures and processes in place within the Company and how these effectively achieve the goals set out in the Code for the year under review. For this purpose, this Statement will make reference to the pertinent principles of the Code and then set out the manner in which the Board considers that these have been adhered to.

For the avoidance of doubt, reference in this Statement to compliance with the principles of the Code means compliance with the Code's main principles and the Code provisions.

### Compliance with the Code

The Directors believe that for the financial year under review the Company has generally complied with the requirements for each of these principles. Further information in this respect is provided hereunder.

# Stivala Group Finance p.l.c.

## Corporate Governance Statement

for the year ended 31 December 2022

### *Principle One - The Board*

The Directors report that for the financial year under review, the Directors have provided the necessary leadership in the overall direction of the Company and have performed their responsibilities for the efficient and smooth running of the Company with honesty, competence and integrity. The Board is composed of members who are competent and proper to direct the business of the Company with honesty, competence and integrity. All the members of the Board are fully aware of, and conversant with, the statutory and regulatory requirements connected to the business of the Company. The Board is accountable for its performance and that of its delegates to shareholders and other relevant stakeholders.

The Board has throughout the period under review provided the necessary leadership in the overall direction of the Company, and has adopted prudent and effective systems which ensure an open dialogue between the Board and Senior Management.

The Company has a structure that ensures a mix of Executive and Non-Executive Directors and that enables the Board to have direct information about the Company's performance and business activities.

### *Principle Two - Chairman and CEO*

The position of the Chairman and that of the CEO are occupied by different individuals. There is a clear division of responsibilities between the running of the Board and the CEO's responsibility in managing the Group's business. This separation of roles of the Chairman and CEO avoids concentration of authority and power in one individual and differentiates leadership of the Board from the running of the business.

The role of Chairman exercises independent judgement and is responsible to lead the Board and set its agenda, whilst also ensuring that the Directors receive precise, timely and objective information so that they can take sound decisions and effectively monitor the performance of the Company. The Chairman is also responsible for ensuring effective communication with shareholders and encouraging active engagement by all members of the Board for discussion of complex or contentious issues. The Board believes that these functions have been conducted in compliance with the dictates of Code provision 2.2. The role of CEO is then accountable to the Board for all business operations of the Company.

### *Principle Three - Composition of the Board*

The Board is composed of 6 members, with 3 Executive and 3 Non-Executive Directors. The Board is responsible for the overall long term strategy and general policies of the Company, of monitoring the Company's systems of control and financial reporting and that it communicates effectively with the market as and when necessary.

The CEO provides the rest of the Directors with access to the information on the Company's financial position and systems. He acts as the main point of communication between the Board and overall corporate operations as he is responsible for proper implementation of sustainable business solutions, effective framework of internal controls over risk in relation to the business and strategic goals devised by the Board.

The Board of Directors consists of the following:

Mr. Ivan Stivala - Chairman and Executive Director  
Mr. Michael Stivala - CEO and Executive Director  
Mr. Martin John Stivala - Executive Director  
Dr. Ann Marie Agius - Non-Executive Director  
Mr. Francis Gouder - Non-Executive Director  
Mr. Jean Paul Debono - Non-Executive Director

# Stivala Group Finance p.l.c.

## Corporate Governance Statement for the year ended 31 December 2022

In accordance with the provisions of the Company's Articles of Association, the appointment of Directors to the Board is exclusively reserved to the Company's shareholders, except in so far as appointment is made by the Board to fill a casual vacancy, which appointment would be valid until the conclusion of the next annual general meeting ("AGM") of the Company following such an appointment. In terms of the Articles of Association, a director shall hold office for a period of one (1) year from the date of appointment. Provided that no appointment may be made for a period exceeding three (3) years. Notwithstanding the period for which a director has been appointed, on the lapse of such period, a director will be eligible for re-appointment. Dr. Ann Marie Agius, Mr. Francis Gouder and Mr. Jean Paul Debono are considered by the Board to be independent non-executive members of the Board, in that they have no involvement or relationship with the Company or with the majority shareholders.

None of the independent Non-Executive Directors:

- a) are or have been employed in any capacity with the Company and/or the Group;
- b) have or had a significant business relationship with the Company and/or the Group;
- c) has received or receives significant additional remuneration from the Company and/or the Group;
- d) has close family ties with any of the Company's executive Directors or senior employees;
- e) has served on the board for more than twelve consecutive years; or
- f) is or has been within the last three years an engagement partner or a member of the audit team of the present or former external auditor of the Company and/or the Group.

Each Non-Executive Director has declared in writing to the Board that he/she undertakes:

- a) to maintain in all circumstances his independence of analysis, decision and action; not to seek or
- b) accept any unreasonable advantages that could be considered as compromising his/her independence; and
- c) to clearly express his/her opposition in the event that he finds that a decision of the Board may harm the Company.

### *Principle Four - The Responsibilities of the Board*

The Board acknowledges its statutory mandate to conduct the administration and management of the Company. The Board, in fulfilling this mandate and discharging its duty of stewardship of the Company, assumes responsibility for the Company's strategy and decisions with respect to the issue, servicing and redemption of its bonds in issue, and for monitoring that its operations are in conformity with its commitments towards bondholders, shareholders, and all relevant laws and regulations. The Board is also responsible for ensuring that the Company establishes and operates effective internal control and management information systems and that it communicates effectively with the market.

The Executive Officers of the Company may be asked to attend board meetings or general meetings of the Company, although they do not have the right to vote thereat until such time as they are also appointed to the Board. The rest of the Directors may entrust to and confer upon the CEO any of the powers exercisable by them upon such terms and conditions and with such restrictions as they may think fit, and either collaterally with or to the exclusion of their own powers, and may from time to time revoke, withdraw, alter or vary all or any of such powers.

# Stivala Group Finance p.l.c.

## Corporate Governance Statement for the year ended 31 December 2022

In fulfilling its mandate, the Board:

- a) has a clearly-defined Company strategy, policies, management performance criteria and business policies which can be measured in a precise and tangible manner;
- b) has established a clear internal and external reporting system so that the Board has continuous access to accurate, relevant and timely information such that the Board can discharge its duties, exercise objective judgment on corporate affairs and take pertinent decisions to ensure that an informed assessment can be made of all issues facing the board;
- c) establishes an Audit Committee in terms of Capital Market Rules 5.117 - 5.134;
- d) continuously assesses and monitors the Company's present and future operations, opportunities, threats and risks in the external environment and current and future strengths and weaknesses;
- e) evaluates management's implementation of corporate strategy and financial objectives, and regularly reviews the strategy, processes and policies adopted for implementation using key performance indicators so that corrective measures can be taken to address any deficiencies and ensure the future sustainability of the Company; and
- f) ensures that the Company has appropriate policies and procedures in place to assure that the Company and its employees maintain the highest standards of corporate conduct, including compliance with applicable laws, regulations, business and ethical standards.

As part of succession planning, the Board ensure that the Company implements appropriate schemes to recruit, retain and motivate employees and Senior Management. Directors are entitled to seek independent professional advice at any time on any aspect of their duties and responsibilities, at the Company's expense.

### The Audit Committee

The Audit Committee's primary objective is to assist the Board in fulfilling its responsibilities: in dealing with issues of risk, control and governance; and review the financial reporting processes, financial policies and internal control structure. During the financial year under review, the Audit Committee met 5 times.

Although the Audit Committee is set up at the level of the Company its main tasks are also related to the activities of the subsidiary, sub- subsidiaries and operational companies.

The Board has set formal terms of establishment and the terms of reference of the Audit Committee that establish its composition, role and function, the parameters of its remit as well as the basis for the processes that it is required to comply with. The Audit Committee is a sub-committee of the Board and is directly responsible and accountable to the Board. The Board reserves the right to change these terms of reference from time to time.

Furthermore, the Audit Committee has the role and function of scrutinising and evaluating any proposed transaction to be entered into by the Company and a related party, to ensure that the execution of any such transaction was at arm's length and on a commercial basis and ultimately in the best interests of the Company.

The Audit Committee is composed of 3 independent, Non-Executive Directors:

- Mr. Francis Gouder – Chairman of Audit Committee and Member
- Dr. Ann Marie Agius – Member
- Mr. Jean Paul Debono – Member

# Stivala Group Finance p.l.c.

## Corporate Governance Statement for the year ended 31 December 2022

### *Principle Five - Board meetings*

The Directors meet regularly to dispatch the business of the Company. The Directors are notified of forthcoming meetings by the Company Secretary with the issue of an agenda and supporting board papers, which are circulated in advance of the meeting. Minutes are prepared during Board meetings recording faithfully attendance, and resolutions taken at the meeting. These minutes are subsequently circulated to all Directors as soon as practicable after the meeting. The Chairman ensures that all relevant issues are on the agenda supported by all available information, whilst encouraging the presentation of views pertinent to the subject matter and giving all Directors every opportunity to contribute to relevant issues on the agenda. The agenda on the Board seeks to achieve a balance between long-term strategic and short-term performance issues.

The Board meets as often and as frequently required in line with the nature and demands of the business of the Company. Directors attend meetings on a frequent and regular basis and dedicate the necessary time and attention to their duties as Directors of the Company. The Board met 5 times during the financial year under review. The following Directors attended meetings as follows:

- Mr. Ivan Stivala - Chairman and Executive Director - 5 meetings
- Mr. Michael Stivala - CEO and Executive Director - 5 meetings
- Mr. Martin John Stivala - Executive Director - 5 meetings
- Dr. Ann Marie Agius - Non-Executive Director - 5 meetings
- Mr. Francis Gouder - Non-Executive Director - 5 meetings
- Ms. Jean Paul Debono - Non-Executive Director (newly appointed on 21 April 2022) - 4 meetings
- Mr. Mark Bamber - Non-Executive Director (resigned on 21 April 2022) - 1 meetings

Business at the Company's AGM will cover the Annual Report and Financial Statements, the declaration of dividends if any, election of directors and the approval of their remuneration, appointment of the auditors and the authorisation of the directors to set the auditors' fees. Shareholders' meetings are called with enough notice to enable the use of proxies to attend, vote and abstain. The Company recognises the importance of maintaining dialogue with its shareholders to ensure its strategies and performance.

### *Principle Six - Information and Professional Development*

The Directors believe that for the financial year under review they conducted sufficient professional development for its officers. The Company will continue with this commendable practice. As part of succession planning and employee retention, the Board ensure that the Company implements appropriate schemes to recruit, retain and motivate employees and Senior Management and keep a high morale amongst employees.

### *Principle Seven - Evaluation of the Board's performance*

The current composition of the Board allows for a cross-section of skills and experience and achieves the appropriate balance required for it to function effectively. During the year, the Directors carried out a self-evaluation performance analysis, including the Chairman and/or the CEO. The results of this analysis did not require any material changes in the Company's corporate governance structure.



# Stivala Group Finance p.l.c.

## Corporate Governance Statement

for the year ended 31 December 2022

### *Principle Eight - Committees*

*Principle Eight A of the Code deals with the establishment of a remuneration committee for the Company aimed at developing policies on remuneration for Directors and Senior Executives and devising appropriate remuneration packages.*

In view of the size and type of operation of the Company, the Board does not consider the Company to require the setting up of a remuneration committee, and the Board itself carries out the functions of the remuneration committee specified in, and in accordance with, Principle Eight A of the Code, given that the remuneration of Directors is not performance-related.

The Board has established a remuneration policy for Directors and Senior Executives, underpinned by formal and transparent procedures for the development of such a policy and the establishment of the remuneration packages of individual Directors.

The Board confirms that there have been no changes in the Company's remuneration policy during the year under review and the Company does not intend to effect any changes in its remuneration policy for the following financial year.

The maximum annual aggregate emoluments that may be paid to the Directors is, pursuant to the Company's Memorandum and Articles of Association, approved by the shareholders in general meeting.

The Board is composed exclusively of executive and non-executive Directors. The determination of remuneration arrangements for board members is a reserved matter for the Board as a whole.

During the financial year under review, Mr. Michael Stivala, Mr. Ivan Stivala and Mr. Martin John Stivala each held an indefinite full-time contract of service with ST Hotels Ltd.

The remuneration policy for Directors has been consistent since inception; no Director (including the Chairman) is entitled to profit sharing, share options or pension benefits. There is no linkage between the remuneration and the performance of Directors. A fixed honorarium is payable at each financial year to the Non-Executive Directors.

For the financial year under review the aggregate remuneration of the Directors of the Company and the Group (where the Company forms part) were as follows:

Fixed remuneration from Company	€25,755
Fixed remuneration from Sub-subsidiary	€135,763

### *Principle Eight B of the Code deals with the formal and transparent procedure for the appointment of Directors.*

In view of the size and type of operation of the Company, the Board does not consider the Company to require the setting up of a nomination committee. Reference is also made to the information provided under the subheading 'Principle Three' above, which provides for a formal and transparent procedure for the appointment of new Directors to the Board.

### *Principle Nine - Relations with shareholders and with the market*

Pursuant to the Company's statutory obligations in terms of the Companies Act (Cap. 386 of the Laws of Malta) and the Capital Market Rules issued by the Malta Financial Services Authority, the Annual Report and Financial Statements, the election of Directors and approval of Directors' fees, the appointment of the auditors and the authorisation of the Directors to set the auditors' fees, and other special business, are proposed and approved at the Company's AGM.

With respect to the Company's bondholders and the market in general, during the financial year under review, there was no need to issue any Company announcements to the market.

# Stivala Group Finance p.l.c.

## Corporate Governance Statement

for the year ended 31 December 2022

The Company's Articles of Association allow minority shareholders to call special meetings on matters of importance to the Company, provided that the minimum threshold of ownership established in the Articles of Association is met.

### *Principle Ten - Relations with Institutional shareholders*

The Directors are of the view that this Principle is not applicable to the Company.

### *Principle Eleven - Conflicts of Interest*

*Principle Eleven deals with conflicts of interest and the principle that Directors should always act in the best interests of the Company*

All of the Directors of the Company, except for Dr. Ann Marie Agius, Mr. Francis Gouder and Mr. Jean Paul Debono are Executive Officers of the Company. The other Executive Directors have a direct beneficial interest in the share capital of the Company, and as such are susceptible to conflicts arising between the potentially diverging interests of the shareholders and the Company. During the financial year under review, no private interests or duties unrelated to the Company were disclosed by the Directors which were or could have been likely to place any of them in conflict with any interests in, or duties towards, the Company.

The Audit Committee has the task to ensure that any potential conflicts of interest are resolved in the best interests of the Company. Furthermore, in accordance with the provisions of article 145 of the Companies Act (Cap. 386 of the Laws of Malta), every Director who is in any way, whether directly or indirectly, interested in a contract or proposed contract with the Company is under the duty to fully declare his interest in the relevant transaction to the Board at the first possible opportunity and he will not be entitled to vote on matters relating to the proposed transaction and only parties who do not have any conflict in considering the matter will participate in the consideration of the proposed transaction .

### *Principle Twelve - Corporate Social Responsibility*

*Principle Twelve encourages Directors of listed companies to adhere to accepted principles of corporate social responsibility*

The Company seeks to adhere to sound Principles of Corporate Social Responsibility in its management practices, and is committed to enhance the quality of life of all stakeholders and of the employees of the Company and the Group.

The Board is strongly committed to the environment, and to the welfare of the community in which we operate. All directors are mindful that sustainable development and environmental protection are critical, both for the success of our tourism and development activities, and for the benefit of our community's quality of life. To this end, the Group has taken initiatives to minimise its consumption of natural resources, reduce its generation of waste, and to incorporate sustainability principles and attractive design in its developments.

In carrying on its business the Group is fully aware and at the forefront to preserving the environment and continuously review its policies aimed at respecting the environment and encouraging social responsibility and accountability.

# Stivala Group Finance p.l.c.

## Corporate Governance Statement

for the year ended 31 December 2022

### Internal Control

The Board is ultimately responsible for the Company's system of internal controls and for reviewing its effectiveness. The Directors are aware that internal control systems are designed to manage, rather than eliminate, the risk of failure to achieve business objectives, and can only provide reasonable, and not absolute, assurance against normal business risks.

During the financial year under review the Company operated a system of internal controls which provided reasonable assurance of effective and efficient operations covering all controls, including financial and operational controls and compliance with laws and regulations. Processes are in place for identifying, evaluating and managing the significant risks facing the Company.

Other key features of the system of internal control adopted by the Company in respect of its own internal control as well as the control of its subsidiaries and affiliates are as follows:

#### *Risk identification*

The Board, with the assistance of the management team of the Company, is responsible for the identification and evaluation of key risks applicable to the areas of business in which the Company and its subsidiaries are involved. These risks are assessed on a continual basis and any potential exposure is discussed regularly at Board and management level, with a view to mitigation thereof, where possible.

#### *Information and communication*

Periodic strategic reviews which include consideration of long-term financial projections and the evaluation of business alternatives are regularly convened by the Board. Regular budgets are prepared and performance against these plans is actively monitored and reported to the Board.

In conclusion, the Board considers that the Company has generally been in compliance with the Principles throughout the period under review as befits a company of this size and nature.

# Stivala Group Finance p.l.c.


## Corporate Governance Statement

for the year ended 31 December 2022

Non-compliance with the principles and the reasons therefor have been identified below.

Code Provision	Explanation
4.2.7	The Board has not formally developed a succession policy for the future composition of the Board of Directors as recommended by Code Provision 4.2.7. In practice, however, the Board is actively engaged in succession planning and involved in ensuring that appropriate schemes to recruit, retain and motivate employees and Senior Management are in place.
7.1	The Board has not appointed a committee for the purpose of undertaking an evaluation of the Board's performance. The Board believes that the size of the Company and the Board itself does not warrant the establishment of a committee specifically for the purpose of carrying out a performance evaluation of its role. The size of the Board is such that it should enable it to evaluate its own performance without the requirement of setting up an ad-hoc committee for this purpose. The Board shall retain this matter under review over the coming year.
8B	The Board has not appointed a Nominations Committee, particularly of the appointment process being specifically set out in the Articles of Association. The Board, however, intends to keep under review the utility and possible advantages of having a Nominations Committee and following an evaluation may, if the need arises, make recommendations to the shareholders for a change to the Articles of Association.

Approved by the Board on 27 April 2023 and signed on its behalf by:



Mr. Michael Stivala  
CEO and Director



Mr. Martin John Stivala  
Director

**Independent Auditor's Report  
to the shareholders of Stivala Group Finance p.l.c.**

*Report on the Financial Statements for the year ended 31 December 2022*

***Opinion***

We have audited the individual financial statements of Stivala Group Finance p.l.c. ("the Company") and the consolidated financial statements of the Company and its subsidiaries (together, "the Group"), set out on pages 29 to 99, which comprise the statement of financial position as at 31 December 2022, statement of comprehensive income, statement of changes in equity and the statement of cash flows for the year then ended, and notes to the financial statements, including a summary of significant accounting policies.

In our opinion, the accompanying financial statements give a true and fair view of the financial position of the Group and the Company as at 31 December 2022, and of the Group's and the Company's financial performance and cash flows for the year then ended in accordance with International Financial Reporting Standards as adopted by the European Union and have been properly prepared in accordance with the requirements of the Companies Act, Cap. 386 of the Laws of Malta.

***Basis for Opinion***

We conducted our audit in accordance with International Standards on Auditing (ISAs). Our responsibilities under those standards are further described in the Auditor's Responsibilities for the Audit of the Financial Statements section of our report. We are independent of the Group in accordance with the International Ethics Standards Board for Accountants' Code of Ethics for Professional Accountants (IESBA Code), together with the ethical requirements that are relevant to our audit of the financial statements in accordance with the Accountancy Profession (Code of Ethics for Warrant Holders) Directive issued in terms of the Accountancy Profession Act (Cap.281) in Malta, and we have fulfilled our other ethical responsibilities in accordance with the IESBA code. We believe that the audit evidence we have obtained is sufficient and appropriate to provide a basis for our opinion.

To the best of our knowledge and belief, we declare that no prohibited non-audit services referred to in Article 18A(1) of the Accountancy Profession Act, Cap. 281 of the Laws of Malta were provided by us to the Company and the Group and we remain independent of the Company and the Group. No other services besides statutory audit services as disclosed in the annual report in note 7 to the financial statements were provided by us to the Company and its controlled undertakings.

## **Independent Auditor's Report to the shareholders of Stivala Group Finance p.l.c.**

### ***Key Audit Matters***

Key audit matters are those matters that in our professional judgement were of most significance in our audit of the financial statements of the current period. These matters were addressed in the context of our audit of the financial statements as a whole and in forming our opinion thereon.

We do not provide a separate opinion on these matters.

#### **1. Investment property and Property, plant and equipment valuations**

##### *Risk description*

The Group carries its investment property and buildings under property, plant and equipment at fair value, with changes in fair value being recognised in the profit or loss and other comprehensive income, respectively. The last market valuation performed by independent architects on these properties was on 12 October 2022.

In the years where a valuation is not obtained, management verifies all major inputs to the independent valuation report, assesses any property valuation movements when compared to the previous valuation report and holds discussions with the independent valuer, as necessary.

As at 31 December 2022, fair value of properties pledged to secure borrowings was based on market valuation performed by independent professional architects while fair value of remaining properties was based on valuation performed by the directors as part of their responsibility for annual assessment. Investment property and buildings under property, plant and equipment amounted to €200,373,877 and €153,969,966 as at 31 December 2022, respectively and are deemed material to the financial statements.

Estimating the fair value is a complex process involving a number of judgements and estimates regarding various inputs. Consequently, we have determined the valuation of the aforementioned properties to be a key audit matter.

Relevant references in the annual report and financial statements:

- Accounting policy: notes 2.5, 2.7 and 2.21
- Note on Property, Plant and Equipment: note 13
- Note on Investment Property: note 17
- Judgements in applying accounting policies and key sources of estimation uncertainty: Note 3

## Independent Auditor's Report to the shareholders of Stivala Group Finance p.l.c.

### 1. Investment property and Property, plant and equipment valuations (*continued*)

*How the scope of our audit responded to the risk*

- We obtained an understanding of the Group's process for determining fair value measurements and disclosures and the relevant control procedures. We assessed inherent and control risk related to the fair value measurements and disclosures and evaluated whether the fair value measurements and disclosures are in accordance with the Group's financial reporting framework and are consistently applied.
- We evaluated the professional competence and independence of the architects employed by the Group. We assessed whether the scope of the architects' work was adequate for the purpose of our audit. We evaluated the assumptions and the basis of valuation and the completeness of information used by the architects. We assessed whether the architects' Report is complete and reasonable and whether all pertinent information therein is properly reflected in the financial statements.
- We performed tests relating to the valuation of the Group's property, focusing on management reviews over the property valuations by inspecting management analysis and minutes of meetings of the board and audit committee where such valuation was discussed;
- We also assessed the relevance and adequacy of disclosures relating to the Group's fair valuation of property, plant and equipment, and investment properties presented in various notes mentioned above.

#### *Findings*

The result of our testing was satisfactory and we concur that the valuations of the investment property and property, plant and equipment are appropriate.

### 2. Recoverability of deferred tax asset

#### *Risk description*

As at 31 December 2022, the Group has recognised a deferred tax asset amounting to €12,692,209 arising primarily from deductible temporary differences in respect of excess of capital allowance over depreciation, unabsorbed capital allowances, unutilized tax losses, provision for estimated credit losses and investment tax credit that it believes are recoverable. The recoverability of recognised deferred tax asset is in part dependent on the Group's ability to generate future taxable profits sufficient to utilise deductible temporary differences and tax losses. We have determined this to be a key audit matter, due to the inherent uncertainty in forecasting the amount and timing of future taxable profits and the reversal of temporary difference.

Relevant references in the annual report and financial statements:

- Accounting policy: notes 2.19
- Note on Deferred Tax: note 25
- Judgements in applying accounting policies and key sources of estimation uncertainty: Note 3

## **Independent Auditor's Report to the shareholders of Stivala Group Finance p.l.c.**

### **2. Recoverability of deferred tax asset (*continued*)**

#### *How the scope of our audit responded to the risk*

We ensured that IAS 12 Income Taxes has been correctly applied in respect of deferred tax, paying particular attention to the following situations: (a) the revaluation of an asset (b) unabsorbed capital allowances and unutilized tax losses (c) provision for estimated credit losses and (d) investment tax credits.

We assessed the accuracy of forecast future taxable profits by evaluating historical forecasting accuracy and comparing assumptions with our expectations of those assumptions derived from our knowledge of the industry and our understanding obtained during the audit.

#### *Findings*

We are satisfied that the deferred tax asset has been properly recognised and measured in view of the fact that taxable profits will be available against which the deductible temporary differences can be utilized.

#### ***Other Information***

The Directors are responsible for the other information. The other information comprises of the Chairman's Statement, Directors' Report and Corporate Governance Statement of Compliance. Our opinion on the financial statements does not cover this information. Except for our opinion on the Directors' Report in accordance with the Companies Act, Cap. 386 of the Laws of Malta and on the Corporate Governance Statement of Compliance in accordance with the Capital Market Rules issued by the Malta Financial Services Authority, our opinion on the financial statements does not cover the other information and we do not express any form of assurance conclusion thereon.

In connection with our audit of the financial statements, our responsibility is to read the other information and, in doing so, consider whether the other information is materially inconsistent with the financial statements or our knowledge obtained in the audit, or otherwise appears to be materially misstated.

With respect to the Directors' Report, we also considered whether the Directors' Report includes the disclosures required by Article 177 of the Companies Act, Cap. 386 of the Laws of Malta. Based on the work we have performed, in our opinion:

- the information given in the Directors' Report for the year ended 31 December 2022 is consistent with the financial statements; and
- the Directors' Report has been prepared in accordance with the Companies Act, Cap. 386 of the Laws of Malta.

In addition, in light of the knowledge and understanding of the Company and the Group and their environment, obtained in the course of the audit, we are required to report if we have identified material misstatements in the Directors' Report and other information that we obtained prior to the date of this auditor's report. Based on the work we have performed, we have nothing to report in this regard.



## **Independent Auditor's Report to the shareholders of Stivala Group Finance p.l.c.**

### *Responsibilities of the Directors and the Audit Committee for the financial statements*

The Directors are responsible for the preparation of the financial statements that give a true and fair view in accordance with the International Financial Reporting Standards as adopted by the European Union, and for such internal controls as the Directors determine is necessary to enable the preparation of financial statements that are free from material misstatement, whether due to fraud or error.

In preparing the financial statements, the Directors are responsible for assessing the Group's ability to continue as a going concern, disclosing, as applicable, matters related to going concern and using the going concern basis of accounting unless the Directors either intend to liquidate the Group or to cease operations, or have no realistic alternative to do so. Misstatements can arise from fraud or error and are considered material if, individually or in the aggregate, they could reasonably be expected to influence the economic decisions of users taken on the basis of these financial statements.

The Directors have delegated the responsibility for overseeing the Company's financial reporting process to the Audit Committee.

### *Auditors' Responsibilities for the Audit of the Financial Statements*

Our objectives are to obtain reasonable assurance about whether the financial statements as a whole are free from material misstatement, whether due to fraud or error, and to issue an auditor's report that includes our opinion.

Reasonable Assurance is a high level of assurance, but is not a guarantee that an audit conducted in accordance with ISAs will always detect a material misstatement when it exists. Misstatements can arise from fraud or error and are considered material if, individually or in the aggregate, they could reasonably be expected to influence the economic decisions of users taken on the basis of these financial statements.

In terms of article 179A(4) of the Companies Act (Cap.386), the scope of our audit does not include assurance on the future viability of the audited entity or on the efficiency or effectiveness with which the Directors have conducted or will conduct the affairs of the entity.

As part of an audit in accordance with ISAs, we exercise professional judgment and maintain professional skepticism throughout the audit. We also:

- Identify and assess the risk of material misstatement of the financial statements, whether due to fraud or error, design and perform audit procedures responsive to those risks, and obtain audit evidence that is sufficient and appropriate to provide a basis for our opinion. The risk of not detecting a material misstatement resulting from fraud is higher than for one resulting from error, as fraud may involve collusion, forgery, intentional omissions, misrepresentations or the override of internal control.
- Obtain an understanding of internal control relevant to the audit in order to design audit procedures that are appropriate in the circumstances, but not for the purpose of expressing an opinion on the effectiveness of the Group's internal control.
- Evaluate the appropriateness of accounting policies used and the reasonableness of accounting estimates and related disclosures made by the Directors.

## **Independent Auditor's Report to the shareholders of Stivala Group Finance p.l.c.**

- Conclude on the appropriateness of the Directors' use of the going concern basis of accounting and based on the audit evidence obtained, whether a material uncertainty exists related to events or conditions that may cast significant doubt on the Group's ability to continue as a going concern. If we conclude that a material uncertainty exists, we are required to draw attention in our auditor's report to the related disclosures in the financial statements or, if such disclosures are inadequate, to modify our opinion. Our conclusions are based on the audit evidence obtained up to the date of our auditor's report. However, future events or conditions may cause the Group to cease to continue as a going concern. In particular, it is difficult to evaluate all of the potential implications that the geopolitical conflict between Russia and Ukraine will have on the Company's and Group's business and the overall economy.
- Evaluate the overall presentation, structure and content of the financial statements, including the disclosures, and whether the financial statements represent the underlying transactions and events in a manner that achieves fair presentation.
- Obtain sufficient appropriate evidence regarding the financial information of the entities or business activities within the Group to express an opinion on the consolidated financial statements. We are responsible for the direction, supervision and performance of the Group audit. We remain solely responsible for our audit opinion.

We communicate with the Audit Committee regarding, among other matters, the planned scope and timing of the audit and significant audit findings, including any significant deficiencies in internal control that we identify during our audit.

We also provide the Audit Committee with a statement that we have complied with relevant ethical requirements regarding independence, and to communicate with them all relationships and other matters that may reasonably be thought to bear our independence, and where applicable related safeguards.

From the matters communicated with the Audit Committee, we determine those matters that were of most significance in the audit of the financial statements of the current period and are therefore the key audit matters. We describe these matters in our auditors' report unless law or regulation precludes public disclosure about the matter or when, in extremely rare circumstances, we determine that a matter should not be communicated in our report because the adverse consequences of doing so would reasonably be expected to outweigh the public interest benefits of such communication. There are no such undisclosed matters.

## **Independent Auditor's Report to the shareholders of Stivala Group Finance p.l.c.**

### ***Report on other legal and regulatory requirements***

The Annual Report and Consolidated Financial Statements of Stivala Group Finance p.l.c. for the year ended 31 December 2022 contains other areas required by legislation on which we are required to report. The directors are responsible for these other areas.

### **Report on the Statement of Compliance with the Principles of Good Corporate Governance**

The Capital Market Rules issued by the Malta Financial Service Authority require the directors to prepare and include in their Annual Report a Corporate Governance Statement providing an explanation of the extent to which they have adopted the Code of Principles of Good Corporate Governance and the effective measures that they have taken to ensure compliance with those Principles.

The Capital Market Rules also require the auditor to include a report on the statement of compliance prepared by the directors. We are also required to express an opinion as to whether, in the light of the knowledge and understanding of the Group and the Company and its environment obtained in the course of the audit, we have identified material misstatements with respect to the information referred to in Capital Market Rules 5.97.4 and 5.97.5.

We read the statement of compliance and consider the implication for our report if we become aware of any apparent misstatements or material inconsistencies with the financial statements included in the annual report. Our responsibilities do not extend to considering whether this statement is consistent with the other information included in the annual report.

We are not required to, and we do not, consider whether the Board's statements on internal control included in the Corporate Governance Statement cover all the risks and controls, or form an opinion on the effectiveness of the Company's corporate governance procedures or its risks and control procedures.

In our opinion:

- the Corporate Governance Statement set out on pages 11 to 19 has been properly prepared in accordance with the requirements of the Capital Market Rules 5.94 and 5.97.
- in the light of the knowledge and understanding of the Company and the Group and its environment obtained in the course of the audit the information referred to in Capital Market Rules 5.97.4 and 5.97.5 are free from material misstatement.

Under the Capital Market Rules we also have the responsibility to:

- review the statement made by the Directors, set out on pages 3 to 10, that the business is a going concern, together with supporting assumptions or qualifications as necessary.

We have nothing to report to you in respect of these responsibilities.

## **Independent Auditor's Report to the shareholders of Stivala Group Finance p.l.c.**

### Report on compliance with the requirements of the European Single Electronic Format Regulatory Technical Standard (the "ESEF RTS"), by reference to Capital Markets Rule 5.55.6

We have undertaken a reasonable assurance engagement in accordance with the requirements of Directive 6 issued by the Accountancy Board in terms of the Accountancy Profession Act (Cap. 281) - the Accountancy Profession (European Single Electronic Format) Assurance Directive (the "ESEF Directive 6") on the Annual Financial Report of Stivala Group Finance p.l.c. for the year ended 31 December 2022, entirely prepared in a single electronic reporting format.

#### *Responsibilities of the directors*

The directors are responsible for the preparation of the Annual Financial Report, including the consolidated financial statements and the relevant mark-up requirements therein, by reference to Capital Markets Rule 5.56A, in accordance with the requirements of the ESEF RTS.

#### *Our responsibilities*

Our responsibility is to obtain reasonable assurance about whether the Annual Financial Report, including the consolidated financial statements and the relevant electronic tagging therein, complies in all material respects with the ESEF RTS based on the evidence we have obtained. We conducted our reasonable assurance engagement in accordance with the requirements of ESEF Directive 6.

#### *Our procedures included:*

- Obtaining an understanding of the entity's financial reporting process, including the preparation of the Annual Financial Report, in accordance with the requirements of the ESEF RTS;
- Obtaining the Annual Financial Report and performing validations to determine whether the Annual Financial Report has been prepared in accordance with the requirements of the technical specifications of the ESEF RTS; and
- Examining the information in the Annual Financial Report to determine whether all the required taggings therein have been applied and whether, in all material respects, they are in accordance with the requirements of the ESEF RTS.

We believe that the evidence we have obtained is sufficient and appropriate to provide a basis for our opinion.

#### *Opinion*

In our opinion, the Annual Financial Report for the year ended 31 December 2022 has been prepared, in all material respects, in accordance with the requirements of the ESEF RTS.

## Independent Auditor's Report to the shareholders of Stivala Group Finance p.l.c.

### Other matters on which we are required to report by exception under the Companies Act

We also have responsibilities:

- under the Maltese Companies Act (Cap. 386) to report to you if, in our opinion:
  - adequate accounting records have not been kept, or that returns adequate for our audit have not been received from branches not visited by us;
  - the financial statements are not in agreement with the accounting records and returns;
  - we have not received all the information and explanations we require for our audit; and
  - certain disclosures of Directors' remuneration specified by law are not made in the financial statements, giving the required particulars in our report.
- under the Capital Markets Rules to review the statement made by the Directors that the business is a going concern together with supporting assumptions or qualifications as necessary.


We have nothing to report to you in respect of these responsibilities.

### Appointment and audit tenure

We were first appointed by those charged with governance to act as statutory auditor by the board of Directors on 12 October 2020. Our appointment has been renewed annually by shareholder resolution representing a total uninterrupted engagement of 3 years. The Company became listed in on a regulated market on 25 September 2017.

### Consistency of the audit report with the additional report to the Audit Committee

Our audit opinion on the financial statements expressed herein is consistent with the additional report to the audit committee in accordance with the provisions of article 11 of the EU Audit Regulation No. 537/2014, which was issued on the same date as this report.



---

*The partner in charge of the audit resulting in this independent auditor's report is  
Jozef Wallace Galea for and on behalf of*

**HLB CA Falzon**  
**Registered Auditors**

27 April 2023

**[www.hlbmalta.com](http://www.hlbmalta.com)**

**Together we make it happen**

HLB CA Falzon, Central Office Building, Block A, Level 1, Mosta Road, Lija LJA 9016, Malta

**TEL:** +356 2010 9800 **EMAIL:** info@hlbmalta.com **VAT NO:** MT 2080 6811

**PARTNERS:** Jozef Wallace Galea, Alfred Falzon, Patrizio Prospero, Fiona Buttigieg.

# Stivala Group Finance p.l.c.

## Consolidated Statement of Profit or Loss and Other Comprehensive Income for the year ended 31 December 2022

	Note	The Group		The Company	
		2022	2021	2022	2021
		€	€	€	€
Revenue from contracts with customers	6	19,489,796	6,698,242	-	-
Rental income	24	9,353,209	8,367,051	-	-
<b>Revenue</b>		<b>28,843,005</b>	<b>15,065,293</b>	<b>-</b>	<b>-</b>
Cost of sales and services	7	(6,138,401)	(3,713,173)	-	-
<b>Gross profit</b>		<b>22,704,604</b>	<b>11,352,120</b>	<b>-</b>	<b>-</b>
Distribution and selling costs	7	(95,270)	(46,382)	-	-
Administrative expenses	7	(9,398,315)	(13,551,147)	(118,636)	(48,125)
Other operating charges	7	-	(2,233)	-	-
Other operating income	8	1,001,479	1,068,658	-	4,011
<b>Operating profit/(loss)</b>		<b>14,212,498</b>	<b>(1,178,984)</b>	<b>(118,636)</b>	<b>(44,114)</b>
Change in fair value of investment properties	17	9,119,132	29,967,931	-	-
Share in loss of associates	15	(33,959)	(47,300)	-	-
Gain on transfer of properties	22	-	38,741,687	-	-
Loss on major shareholder's divestiture	22	-	(59,872,736)	-	(59,872,736)
Gain on disposal of subsidiaries		7,301,670	-	-	-
Dividends income		201,896	-	33,946,032	41,142,087
Finance costs	9	(3,766,067)	(3,215,421)	(2,407,500)	(2,407,500)
<b>Profit/(loss) before tax</b>		<b>27,035,170</b>	<b>4,395,177</b>	<b>31,419,896</b>	<b>(21,182,263)</b>
Income tax credit	11	(728,146)	7,991,525	5,441	801,809
<b>Profit/(loss) for the year</b>		<b>26,307,024</b>	<b>12,386,702</b>	<b>31,425,337</b>	<b>(20,380,454)</b>

The notes on page 38–99 form part of these financial statements.

## Stivala Group Finance p.l.c.

### Consolidated Statement of Profit or Loss and Other Comprehensive Income

for the year ended 31 December 2022

	Note	The Group		The Company	
		2022	2021	2022	2021
		€	€	€	€
<b>Profit/(loss) for the year</b>		26,307,024	12,386,702	31,425,337	(20,380,454)
<b>Other comprehensive income</b>					
<i>Items that will not be subsequently reclassified to profit or loss:</i>					
Change in fair value of property, plant and equipment due to revaluation, net of deferred tax	28	4,381,777	30,355,009	-	-
<b>Total comprehensive income/(loss) for the year</b>		30,688,801	42,741,711	31,425,337	(20,380,454)
<b>Earnings/(loss) per share (cents)</b>					
- Basic profit/(loss) for year attributable to ordinary equity holders of the parent	27	103.16	48.58	123.24	(79.92)

The notes on page 38–99 form part of these financial statements.

## Stivala Group Finance p.l.c.

### Consolidated Statement of Financial Position

as at 31 December 2022

	Note	The Group		The Company	
		2022	2021	2022	2021
		€	€	€	€
<b>ASSETS</b>					
<b>Non-current assets</b>					
Property, plant & equipment	13	158,599,395	152,490,635	-	-
Intangible assets	18	5,400	6,057	-	-
Investment in subsidiaries	14	-	-	60,004,872	60,004,872
Investment in associates	15	273,585	307,544	-	-
Investment property	17	200,373,877	178,713,402	-	-
Right-of-use assets	24	382,399	607,302	-	-
Deferred taxation	25	12,692,209	10,573,639	296,851	291,410
<b>Total non-current assets</b>		<b>372,326,865</b>	<b>342,698,579</b>	<b>60,301,723</b>	<b>60,296,282</b>
<b>Current assets</b>					
Inventories	19	16,783	11,657	-	-
Property held-for-sale	20	2,451,601	2,179,099	-	-
Trade and other receivables	21	11,849,355	9,861,024	1,506,381	-
Current tax recoverable	11	-	-	22,095	22,095
Other financial assets	16	8,320,289	8,004,289	11,406,839	-
Cash and cash equivalents	30	1,588,455	199,234	8,232	4,597
<b>Total current assets</b>		<b>24,226,483</b>	<b>20,255,303</b>	<b>12,943,547</b>	<b>26,692</b>
<b>Total assets</b>		<b>396,553,348</b>	<b>362,953,882</b>	<b>73,245,270</b>	<b>60,322,974</b>

The notes on page 38–99 form part of these financial statements.



# Stivala Group Finance p.l.c.

## Consolidated Statement of Financial Position

as at 31 December 2022

	Note	The Group		The Company	
		2022	2021	2022	2021
		€	€	€	€
<b>EQUITY AND LIABILITIES</b>					
<b>Equity</b>					
Issued capital	26	255,000	255,000	255,000	255,000
Revaluation reserve	28	237,788,861	225,017,482	-	-
Incentives and benefits reserves	29	-	4,825,440	-	-
Retained earnings		11,211,356	5,293,934	419,090	(19,006,247)
<b>Total equity</b>		<b>249,255,217</b>	<b>235,391,856</b>	<b>674,090</b>	<b>(18,751,247)</b>
<b>Non-current liabilities</b>					
<b>Interest bearing loans and borrowings</b>					
Interest bearing loans and borrowings	16	85,479,011	80,290,082	59,730,000	59,670,000
Finance lease liability	16, 24	225,046	394,949	-	-
Deferred taxation	25	28,602,563	25,513,615	-	-
<b>Total non-current liabilities</b>		<b>114,306,620</b>	<b>106,198,646</b>	<b>59,730,000</b>	<b>59,670,000</b>
<b>Current liabilities</b>					
Current borrowings	16	17,365,456	4,867,999	12,000,000	18,567,863
Finance lease liability	16, 24	169,904	232,626	-	-
Trade and other payables	23	12,807,664	12,808,095	841,180	836,358
Current tax due	11	2,648,487	3,454,660	-	-
<b>Total current liabilities</b>		<b>32,991,511</b>	<b>21,363,380</b>	<b>12,841,180</b>	<b>19,404,221</b>
<b>Total liabilities</b>		<b>147,298,131</b>	<b>127,562,026</b>	<b>72,571,180</b>	<b>79,074,221</b>
<b>Total equity and liabilities</b>		<b>396,553,348</b>	<b>362,953,882</b>	<b>73,245,270</b>	<b>60,322,974</b>

The notes on page 38–99 form part of these financial statements.

The financial statements set out on pages 29 to 99 were approved and authorized for issue by the Board of Directors and signed on its behalf by:

Mr. Michael Stivala  
CEO and Director

27 April 2023

Mr. Martin John Stivala  
Director

## Stivala Group Finance p.l.c.

### Consolidated Statement of Changes in Equity for the year ended 31 December 2022

	The Group				
	Issued capital	Revaluation reserve	Incentives and benefits reserves	Retained earnings	Total Equity
	€	€	€	€	€
Balance as at 1 January 2021	300,000	200,672,324	4,825,440	25,639,068	231,436,832
Reduction due to major shareholder's divestiture (see note 22)	(75,000)	(33,580,348)	-	(5,161,339)	(38,816,687)
Issuance of share capital (see note 22)	30,000	-	-	-	30,000
Profit for the year	-	-	-	12,386,702	12,386,702
Other comprehensive income (note 28)	-	30,355,009	-	-	30,355,009
<b>Total comprehensive income for the year</b>	-	30,355,009	-	12,386,702	42,741,711
Transfer of fair value gain on investment property, net of deferred tax (note 28)	-	27,570,497	-	(27,570,497)	-
<b>Balance as at 31 December 2021</b>	255,000	225,017,482	4,825,440	5,293,934	235,391,856

The notes on page 38-99 form part of these financial statements.

## Stivala Group Finance p.l.c.

### Consolidated Statement of Changes in Equity for the year ended 31 December 2022

	The Group				
	Issued capital	Revaluation reserve	Incentives and benefits reserves	Retained earnings	Total Equity
	€	€	€	€	€
Balance as at 1 January 2022	255,000	225,017,482	4,825,440	5,293,934	235,391,856
Profit for the year	-	-	-	26,307,024	26,307,024
Other comprehensive income (note 28)	-	4,381,777	-	-	4,381,777
<b>Total comprehensive income for the year</b>	-	4,381,777	-	26,307,024	30,688,801
Derecognition due to disposal of subsidiary (note 29)	-	-	(4,825,440)	-	(4,825,440)
Transfer of fair value gain on investment property, net of deferred tax (note 28)	-	8,389,602	-	(8,389,602)	-
Dividends distributed (note 12)	-	-	-	(12,000,000)	(12,000,000)
<b>Balance as at 31 December 2022</b>	<b>255,000</b>	<b>237,788,861</b>	<b>-</b>	<b>11,211,356</b>	<b>249,255,217</b>

The notes on page 38–99 form part of these financial statements.

## Stivala Group Finance p.l.c.

### Statement of Changes in Equity for the year ended 31 December 2022

	The Company		
	Issued capital	Retained earnings	Total Equity
	€	€	€
Balance as at 1 January 2021	300,000	1,374,207	1,674,207
Reduction due to major shareholder's divestiture (see note 22)	(75,000)	-	(75,000)
Issuance of share capital (see note 22)	30,000	-	30,000
Loss for the year	-	(20,380,454)	(20,380,454)
Other comprehensive income	-	-	-
<b>Total comprehensive loss for the year</b>	-	(20,380,454)	(20,380,454)
<b>Balance as at 31 December 2021</b>	<b>255,000</b>	<b>(19,006,247)</b>	<b>(18,751,247)</b>
<b>Balance as at 1 January 2022</b>	<b>255,000</b>	<b>(19,006,247)</b>	<b>(18,751,247)</b>
Profit for the year	-	31,425,337	31,425,337
Other comprehensive income	-	-	-
<b>Total comprehensive income for the year</b>	-	<b>31,425,337</b>	<b>31,425,337</b>
Dividends distributed (note 12)	-	(12,000,000)	(12,000,000)
<b>Balance as at 31 December 2022</b>	<b>255,000</b>	<b>419,090</b>	<b>674,090</b>

The notes on page 38–99 form part of these financial statements.

# Stivala Group Finance p.l.c.

## Consolidated Statement of Cash Flows for the year ended 31 December 2022

	Note	The Group		The Company	
		2022 €	2021 €	2022 €	2021 €
<b>Cash flows from operating activities</b>					
Profit/(loss) before tax		27,035,170	4,395,177	31,419,896	(21,182,263)
Adjustments for:					
Change in fair value of investment properties	17	(9,119,132)	(29,967,931)	-	-
Gain on transfer of properties	22	-	(38,741,687)	-	-
Loss on major shareholder's divestiture	22	-	59,872,736	-	-
Gain on disposal of subsidiaries		(7,301,670)	-	-	-
Share in loss of associates	15	33,959	47,300	-	-
Depreciation of right-of-use assets and property, plant and equipment	7	3,993,684	3,687,024	-	-
Amortisation of intangible assets	18	7,857	20,895	-	-
Provision for expected credit losses (ECL)	7, 8, 31	2,917,252	7,920,416	68,446	(4,011)
Dividends income		(201,896)	-	(33,946,032)	(41,142,087)
Finance costs	9	3,766,067	3,215,421	2,407,500	2,407,500
Working capital changes:					
Increase in inventories	19	(5,126)	(3,099)	-	-
Decrease / (increase) in property held-for-sale	20	1,883,430	(679,099)	-	-
Increase in receivables		(1,316,287)	(783,042)	-	-
(Decrease) / increase in payables		(2,231,782)	4,129,278	4,822	119,860
Interest received from banks		-	-	-	-
Interest paid on overdraft		(30,978)	(17,978)	-	-
Taxation paid	11	(714,289)	(781,519)	(840,140)	(840,140)
Taxation refunded	11	-	(294,247)	840,140	2,543,814
<b>Net cash generated from / (used in) operating activities</b>		<b>18,716,259</b>	<b>12,019,645</b>	<b>(45,368)</b>	<b>(58,097,327)</b>

The notes on page 38–99 form part of these financial statements.

# Stivala Group Finance p.l.c.

## Consolidated Statement of Cash Flows for the year ended 31 December 2022

	Note	The Group		The Company	
		2022 €	2021 €	2022 €	2021 €
<b>Cash flows from investing activities</b>					
Payments to acquire non-current intangible assets	18	(7,200)	-	-	-
Payments to acquire property, plant and equipment	13	(3,136,346)	(5,246,407)	-	-
Payments to acquire investment property	17	(14,697,275)	(3,009,870)	-	-
Receipts from disposal of non-current financial assets	14	-	-	-	23
Dividends received		201,896	-	-	-
Advances from directors		(633,369)	(532,845)	-	-
<b>Net cash (used in) / generated from investing activities</b>		<b>(18,272,294)</b>	<b>(8,789,122)</b>	<b>-</b>	<b>23</b>
<b>Cash flows from financing activities</b>					
Issuance of share capital	22	-	30,000	-	(45,000)
(Repayments to)/advances from banks loans		(1,303,486)	2,179,941	-	-
Advances from subsidiary company		-	-	3,913,503	60,492,001
Advances from/(to) other related companies		488,418	(4,753)	-	-
Advances to associates		(581,053)	(111,413)	-	-
Repayment of lease liabilities	24	(252,713)	(239,813)	-	-
Advances to other companies		(180,000)	-	-	-
Payments to shareholder		-	-	(1,517,000)	-
Interest paid on bonds	9	(2,347,500)	(2,347,500)	(2,347,500)	(2,347,500)
Interest paid on bank loans		5,165,461	(2,687,345)	-	-
<b>Net cash (used in) / generated from financing activities</b>		<b>989,127</b>	<b>(3,180,883)</b>	<b>49,003</b>	<b>58,099,501</b>
<b>Movement of ECL on cash in banks</b>	30	<b>(2,542)</b>	<b>(3,237)</b>	<b>-</b>	<b>-</b>
<b>Net movement in cash and cash equivalents</b>		<b>1,433,092</b>	<b>49,640</b>	<b>3,635</b>	<b>2,197</b>
Cash and cash equivalents at beginning of year		(1,340,153)	(1,386,556)	4,597	2,400
<b>Cash and cash equivalents at end of year</b>	30	<b>90,397</b>	<b>(1,340,153)</b>	<b>8,232</b>	<b>4,597</b>

The notes on page 38–99 form part of these financial statements.

# Stivala Group Finance p.l.c.

## Notes to the Consolidated Financial Statements for the year ended 31 December 2022

### 1. Corporate information

The consolidated financial statements of Stivala Group Finance p.l.c. and its subsidiaries (“the Group”) for the year ended 31 December 2022 were authorized for issue in accordance with a resolution of the Directors on 27 April 2023.

Stivala Group Finance p.l.c. (“the Company”) with registration no. of C 82218 is a limited liability company listed on the Malta Stock Exchange and is incorporated in Malta, under the Companies Act, Cap. 386 of the Laws of Malta. The Company is a holding company of the Carmelo Stivala Group Limited, which is mainly involved to act as a holding company and to rent out properties to its subsidiaries for hospitality and property development/letting purposes. Its registered office is at 143, The Strand, Gzira, Malta.

### 2. Significant accounting policies

#### 2.1 Basis of preparation and consolidation

##### *Basis of preparation*

These financial statements are prepared under the historical cost convention, as modified by the measurement of investment properties and buildings under property, plant and equipment in accordance with the requirements of the International Financial Reporting Standards (IFRS) as adopted by the European Union and in compliance with the Companies Act, Cap. 386 of the Laws of Malta. The consolidated financial statements are presented in Euro (€), which is the functional currency of the Group.

Further information concerning fair value, fair value hierarchy and transfers therein are outlined in detail in notes 2.21 to the financial statements.

##### *Geopolitical and macroeconomic risks*

Following the escalation of the geopolitical tensions in Russia and Ukraine from February 2022, the Group has gone through a process of assessing any potential exposures, with no material exposure identified. Whilst, the Group has no direct exposure to these jurisdictions, management will continue to monitor the situation, particularly in terms of the wider macroeconomic implications.

##### *Consolidation*

The consolidated financial statements comprise the financial statements of the Company and its subsidiaries as at 31 December 2022. Control is achieved when the Group is exposed, or has rights, to variable returns from its involvement with the investee and has the ability to affect those returns through its power over the investee. Specifically, the Group controls an investee if, and only if, the Group has:

- Power over the investee (i.e., existing rights that give it the current ability to direct the relevant activities of the investee)
- Exposure, or rights, to variable returns from its involvement with the investee
- The ability to use its power over the investee to affect its returns

Generally, there is a presumption that a majority of voting rights results in control. To support this presumption and when the Group has less than a majority of the voting or similar rights of an investee, the Group considers all relevant facts and circumstances in assessing whether it has power over an investee, including:

- The contractual arrangement(s) with the other vote holders of the investee
- Rights arising from other contractual arrangements
- The Group’s voting rights and potential voting rights

# Stivala Group Finance p.l.c.

## Notes to the Consolidated Financial Statements for the year ended 31 December 2022

The Group re-assesses whether or not it controls an investee if facts and circumstances indicate that there are changes to one or more of the three elements of control. Consolidation of a subsidiary begins when the Group obtains control over the subsidiary and ceases when the Group loses control of the subsidiary. Assets, liabilities, income and expenses of a subsidiary acquired or disposed of during the year are included in the consolidated financial statements from the date the Group gains control until the date the Group ceases to control the subsidiary.

When necessary, adjustments are made to the financial statements of subsidiaries to bring their accounting policies in line with the Group's accounting policies. All intra-group assets and liabilities, equity, income, expenses and cash flows relating to transactions between members of the Group are eliminated in full on consolidation.

A change in the ownership interest of a subsidiary, without a loss of control, is accounted for as an equity transaction.

If the Group loses control over a subsidiary, it derecognises the related assets (including goodwill), liabilities, non-controlling interest and other components of equity, while any resultant gain or loss is recognised in profit or loss. Any investment retained is recognised at fair value.

### 2.2 Current versus non-current classification

The Group presents assets and liabilities in the statement of financial position based on current/non-current classification. An asset is current when it is:

- Expected to be realised or intended to be sold or consumed in the normal operating cycle;
- Held primarily for the purpose of trading;
- Expected to be realised within twelve months after the reporting date; or
- Cash and cash equivalents unless restricted from being exchanged or used to settle a liability for at least twelve months after the reporting date.

All other assets are classified as non-current.

A liability is current when:

- It is expected to be settled in the normal operating cycle;
- It is held primarily for the purpose of trading;
- It is due to be settled within twelve months after the reporting date; or
- There is no unconditional right to defer the settlement of the liability for at least twelve months after the reporting date.

The Group classifies all other liabilities as non-current.

Deferred tax assets and liabilities are classified as non-current assets and liabilities.

### 2.3 Investment in associate

An associate is an entity over which the group has significant influence but not control, generally accompanying a shareholding of between 20% and 50% of the voting rights. Significant influence is also the power to participate in the financial and operating policy decisions of the investee, but is not control or joint control over those policies.

The considerations made in determining significant influence are similar to those necessary to determine control over subsidiaries. The Group's investment in its associate are accounted for using the equity method.

Under the equity method, the investment in an associate is initially recognised at cost. The carrying amount of the investment is adjusted to recognise changes in the Group's share of net assets of the associate since the acquisition date. Goodwill relating to the associate is included in the carrying amount of the investment and is not tested for impairment separately.



# Stivala Group Finance p.l.c.

## Notes to the Consolidated Financial Statements for the year ended 31 December 2022

The statement of profit or loss reflects the Group's share of the results of operations of the associate. In addition, when there has been a change recognised directly in the equity of the associate, the Group recognises its share of any changes, when applicable, in the statement of changes in equity. Unrealised gains and losses resulting from transactions between the Group and the associate are eliminated to the extent of the interest in the associate.

The aggregate of the Group's share of profit or loss of an associate is shown on the face of the statement of profit or loss outside operating profit and represents profit or loss after tax and noncontrolling interests in the subsidiaries of the associate.

The financial statements of the associate are prepared for the same reporting period as the Group. When necessary, adjustments are made to bring the accounting policies in line with those of the Group.

After application of the equity method, the Group determines whether it is necessary to recognise an impairment loss on its investment in its associate. At each reporting date, the Group determines whether there is objective evidence that the investment in the associate is impaired. If there is such evidence, the Group calculates the amount of impairment as the difference between the recoverable amount of the associate and its carrying value, and then recognises the loss within 'Share of profit of an associate' in the statement of profit or loss.

Upon loss of significant influence over the associate, the Group measures and recognises any retained investment at its fair value. Any difference between the carrying amount of the associate upon loss of significant influence or joint control and the fair value of the retained investment and proceeds from disposal is recognised in profit or loss.

### 2.4 Financial instruments

A financial instrument is any contract that gives rise to a financial asset of one entity and a financial liability or equity instrument of another entity.

#### *Financial assets*

##### *Initial recognition and measurement*

Financial assets are classified, at initial recognition, as financial assets measured at amortized cost, fair value through profit or loss (FVTPL) and fair value through other comprehensive income (FVOCI). All financial assets are recognized initially at fair value plus, in the case of financial assets not recorded at FVTPL, transaction costs that are attributable to the acquisition of the financial asset.

The classification of financial assets at initial recognition depends on the financial asset's contractual cash flow characteristics and the Group's business model for managing them. With the exception of trade receivables that do not contain a significant financing component or for which the Group has applied the practical expedient, the Group initially measures a financial asset at its fair value plus, in the case of a financial asset not at fair value through profit or loss, transaction costs. Trade receivables that do not contain a significant financing component or for which the Group has applied the practical expedient are measured at the transaction price determined under IFRS 15. Refer to the accounting policies in section 2.16 (Revenue from contracts with customers).

In order for a financial asset to be classified and measured at amortised cost or FVOCI, it needs to give rise to cash flows that are 'solely payments of principal and interest (SPPI)' on the principal amount outstanding. This assessment is referred to as the SPPI test and is performed at an instrument level. Financial assets with cash flows that are not SPPI are classified and measured at fair value through profit or loss, irrespective of the business model.

The Group's business model for managing financial assets refers to how it manages its financial assets in order to generate cash flows. The business model determines whether cash flows will result from collecting contractual cash flows, selling the financial assets, or both.

# Stivala Group Finance p.l.c.

## Notes to the Consolidated Financial Statements for the year ended 31 December 2022

Purchases or sales of financial assets that require delivery of assets within a time frame established by regulation or convention in the market place (regular way trades) are recognised on the trade date, i.e., the date that the Group commits to purchase or sell the asset.

### *Subsequent measurement*

For purposes of subsequent measurement, financial assets in these financial statements are classified in four categories:

- financial assets at amortised cost (debt instruments)
- financial assets at FVOCI with recycling of cumulative gains and losses (debt instruments)
- financial assets designated at FVOCI with no recycling of cumulative gains and losses upon derecognition (equity instruments)
- financial assets at FVTPL

### Financial assets at amortised cost (debt instruments)

Financial assets at amortised cost are subsequently measured using the effective interest (EIR) method and are subject to impairment. Gains and losses are recognised in profit or loss when the asset is derecognised, modified or impaired.

The Group's financial assets at amortised cost include cash in banks, trade and other receivables, and receivables from associates, directors and other related undertakings which are included under current financial assets.

### Financial assets at FVOCI (debt instruments)

For debt instruments at FVOCI, interest income, foreign exchange revaluation and impairment losses or reversals are recognised in the statement of profit or loss and computed in the same manner as for financial assets measured at amortised cost. The remaining fair value changes are recognised in OCI. Upon derecognition, the cumulative fair value change recognised in OCI is recycled to profit or loss.

As at 31 December 2022 and 2021, the Group has no debt instruments at FVOCI.

### Financial assets designated at FVOCI (equity instruments)

Upon initial recognition, the Group can elect to classify irrevocably its equity investments as equity instruments designated at FVOCI when they meet the definition of equity under *IAS 32 Financial Instruments: Presentation* and are not held for trading. The classification is determined on an instrument-by-instrument basis.

Gains and losses on these financial assets are never recycled to profit or loss. Dividends are recognised as other income in the statement of profit or loss when the right of payment has been established, except when the Company benefits from such proceeds as a recovery of part of the cost of the financial asset, in which case, such gains are recorded in OCI. Equity instruments designated at FVOCI are not subject to impairment assessment.

As at 31 December 2022 and 2021, the Group has no equity instruments at FVOCI.

### Financial assets at FVTPL

Financial assets at FVTPL are carried in the statement of financial position at fair value with net changes in fair value recognised in the statement of profit or loss.

This category includes derivative instruments and listed equity investments which the Group had not irrevocably elected to classify at FVOCI. Dividends on listed equity investments are recognised as other income in the statement of profit or loss when the right of payment has been established.

# Stivala Group Finance p.l.c.

## Notes to the Consolidated Financial Statements for the year ended 31 December 2022

A derivative embedded in a hybrid contract, with a financial liability or non-financial host, is separated from the host and accounted for as a separate derivative if: the economic characteristics and risks are not closely related to the host; a separate instrument with the same terms as the embedded derivative would meet the definition of a derivative; and the hybrid contract is not measured at fair value through profit or loss. Embedded derivatives are measured at fair value with changes in fair value recognised in profit or loss. Reassessment only occurs if there is either a change in the terms of the contract that significantly modifies the cash flows that would otherwise be required or a reclassification of a financial asset out of the fair value through profit or loss category.

As at 31 December 2022 and 2021, the Group has no financial assets at FVTPL.

### *Derecognition*

A financial asset (or, where applicable, a part of a financial asset or part of a Group of similar financial assets) is primarily derecognised (i.e., removed from the Group's statement of financial position) when:

- the rights to receive cash flows from the asset have expired; or
- the Group has transferred its rights to receive cash flows from the asset or has assumed an obligation to pay the received cash flows in full without material delay to a third party under a 'pass-through' arrangement; and either (a) the Group has transferred substantially all the risks and rewards of the asset, or (b) the Group has neither transferred nor retained substantially all the risks and rewards of the asset, but has transferred control of the asset.

When the Group has transferred its rights to receive cash flows from an asset or has entered into a pass-through arrangement, it evaluates if, and to what extent, it has retained the risks and rewards of ownership. When it has neither transferred nor retained substantially all of the risks and rewards of the asset, nor transferred control of the asset, the Group continues to recognise the transferred asset to the extent of its continuing involvement. In that case, the Group also recognises an associated liability. The transferred asset and the associated liability are measured on a basis that reflects the rights and obligations that the Group has retained.

Continuing involvement that takes the form of a guarantee over the transferred asset is measured at the lower of the original carrying amount of the asset and the maximum amount of consideration that the Group could be required to repay.

### *Impairment*

Further disclosures relating to impairment of financial assets are also provided in notes 3 and 31 to the consolidated financial statements.

The Group recognises an allowance for expected credit losses (ECLs) for all debt instruments not held at fair value through profit or loss. ECLs are based on the difference between the contractual cash flows due in accordance with the contract and all the cash flows that the Company expects to receive, discounted at an approximation of the original effective interest rate.

ECLs are recognised in two stages. For credit exposures for which there has not been a significant increase in credit risk since initial recognition, ECLs are provided for credit losses that result from default events that are possible within the next 12-months (a 12-month ECL). For those credit exposures for which there has been a significant increase in credit risk since initial recognition, a loss allowance is required for credit losses expected over the remaining life of the exposure, irrespective of the timing of the default (a lifetime ECL).

For trade receivables, the Group applies a simplified approach in calculating ECLs. Therefore, the Group does not track changes in credit risk, but instead recognises a loss allowance based on lifetime ECLs at each reporting date. The Group has established a provision matrix that is based on its historical credit loss experience, adjusted for forward-looking factors specific to the debtors and the economic environment.

# Stivala Group Finance p.l.c.

## Notes to the Consolidated Financial Statements for the year ended 31 December 2022

For cash in bank, other receivables, receivables from associates, directors and other related undertakings, the Group applies a general approach in calculating ECLs. Therefore, the Group tracks changes in credit risk, and recognises a loss allowance based on either 12-month ECLs or lifetime ECLs, depending on whether there has been a significant increase in credit risk on the financial instrument since initial recognition. This is being done by considering the change in the risk of default occurring over the remaining life of the financial instrument. The key elements in the calculation of ECLs are the Probability of Default (PD), Exposure at Default (EAD) and Loss Given Default (LGD).

The following are the key elements in the calculation of ECLs:

- a. Probability of Default (PD)*      The PD is an estimate of the likelihood of default over a given time horizon. A default may only happen at a certain time over the assessed period, if the financial asset has not been previously derecognised.
- b. Exposure at Default (EAD)*      The EAD is an estimate of the exposure at a future default date, taking into account expected changes in the exposure after the reporting date.
- c. Loss Given Default (LGD)*      The LGD is an estimate of the loss arising in the case where a default occurs at a given time. It is based on the difference between the contractual cash flows due and those that the lender would expect to receive.

The mechanics of the ECL method are summarised below:

- Stage 1:      The 12-month ECL is calculated as the portion of lifetime ECL that represent the ECL that result from default events on a financial instrument that are possible within the 12 months after the reporting date. The Group calculates the 12-month ECL allowance based on the expectation of a default occurring in the 12 months following the reporting date. These expected 12-month default probabilities are applied to a forecast EAD and multiplied by the expected LGD.
- Stage 2:      When a financial asset has shown a significant increase in credit risk since origination, the Group records an allowance for the lifetime ECL. The mechanics are similar to those explained above, but PDs and LGDs are estimated over the lifetime of the instrument.
- Stage 3:      For financial asset considered as credit-impaired, the Group recognises the lifetime ECL. The method is similar to that for Stage 2 financial assets, with the PD set at 100%.

The Group considers a financial asset in default when contractual payments are 90 days past due. However, in certain cases, the Group may also consider a financial asset to be in default when internal or external information indicates that the Group is unlikely to receive the outstanding contractual amounts in full before taking into account any credit enhancements held by the Group. A financial asset is written off when there is no reasonable expectation of recovering the contractual cash flows.

### **Financial liabilities**

#### *Initial recognition and measurement*

Financial liabilities are classified, at initial recognition, as financial liabilities at FVTPL, loans and borrowings or as derivatives designated as hedging instruments in an effective hedge, as appropriate.

All financial liabilities are recognised initially at fair value and, in the case of loans and borrowings and payables, net of directly attributable transaction costs.

# Stivala Group Finance p.l.c.

## Notes to the Consolidated Financial Statements for the year ended 31 December 2022

The Group's financial liabilities include trade and other payables, loans and borrowings including bank overdrafts.

### *Subsequent measurement*

For purposes of subsequent measurement, financial liabilities are classified in two categories:

- financial liabilities at FVTPL
- financial liabilities at amortised cost (loans and borrowings)

### Financial liabilities at FVTPL

Financial liabilities at FVTPL include financial liabilities held for trading and financial liabilities designated upon initial recognition as at FVTPL.

Financial liabilities are classified as held for trading if they are incurred for the purpose of repurchasing in the near term. This category also includes derivative financial instruments entered into by the Group that are not designated as hedging instruments in hedge relationships as defined by IFRS 9. Separated embedded derivatives are also classified as held for trading unless they are designated as effective hedging instruments.

Gains or losses on liabilities held for trading are recognised in the statement of profit or loss.

Financial liabilities designated upon initial recognition at FVTPL are designated at the initial date of recognition, and only if the criteria in IFRS 9 are satisfied. The Group has not designated any financial liability at FVTPL as at 31 December 2022 and 2021.

### Financial liabilities at amortised cost (loans and borrowings)

This is the category most relevant to the Group. After initial recognition, interest-bearing loans and borrowings are subsequently measured at amortised cost using the EIR method. Gains and losses are recognised in profit or loss when the liabilities are derecognised as well as through the EIR amortisation process.

Amortised cost is calculated by taking into account any discount or premium on acquisition and fees or costs that are an integral part of the EIR. The EIR amortisation is included as finance costs in the statement of profit or loss.

This category generally applies to interest-bearing loans and borrowings. For more information, refer to notes 16 and 31 to the consolidated financial statements.

### *Derecognition*

A financial liability is derecognised when the obligation under the liability is discharged or cancelled or expires. When an existing financial liability is replaced by another from the same lender on substantially different terms, or the terms of an existing liability are substantially modified, such an exchange or modification is treated as the derecognition of the original liability and the recognition of a new liability. The difference in the respective carrying amounts is recognised in the statement of profit or loss.

### *Offsetting of financial instruments*

Financial assets and financial liabilities are offset and the net amount is reported in the statement of financial position if there is a currently enforceable legal right to offset the recognised amounts and there is an intention to settle on a net basis, to realise the assets and settle the liabilities simultaneously.

# Stivala Group Finance p.l.c.

## Notes to the Consolidated Financial Statements for the year ended 31 December 2022

### 2.5 Property, plant and equipment

Commercial and residential properties included in buildings are stated in the statement of financial position at its revalued amount, being the fair value at the date of revaluation. Revaluations are performed with sufficient regularity such that the carrying amount does not differ materially from those that would be determined using fair values at each reporting date.

A revaluation surplus is recorded in OCI and credited to the revaluation reserve in equity. However, to the extent that it reverses a revaluation deficit of the same asset previously recognised in profit or loss, the increase is recognised in profit and loss. A revaluation deficit is recognised in the statement of profit or loss, except to the extent that it offsets an existing surplus on the same asset recognised in the revaluation reserve.

Property, plant and equipment, except for revalued buildings, are stated at cost less accumulated depreciation. Depreciation is calculated using the straight-line method to write off the cost of property, plant and equipment less any residual value over the expected useful lives.

The annual rates used for this purpose, which are consistent with those used in the previous year, are as follows:

Buildings	2%
Motor vehicles	20%
Kitchen equipment	16.67%
Computer equipment	25%
Plant and machinery	10%
Furniture, fittings and office equipment	10%
Electrical installations	6.67%
Energy saving equipment	16.67%

Depreciation methods, useful life and residual values are reassessed at each reporting date.

An item of property, plant and equipment is derecognised upon disposal or when no future economic benefits are expected from its use or disposal. Any gain or loss arising on derecognition of the asset (calculated as the difference between the net disposal proceeds and the carrying amount of the asset) is included in the statement of profit or loss and other comprehensive income when the asset is derecognised.

### 2.6 Intangible assets

Intangible assets acquired separately are measured on initial recognition at cost. The useful lives of intangible assets are assessed as either finite or indefinite. Intangible assets with finite lives are amortised over the useful economic life and assessed for impairment whenever there is an indication that the intangible asset may be impaired. The amortisation period and the amortisation method for an intangible asset with a finite useful life are reviewed at least at each reporting date. Changes in the expected useful life or the expected pattern of consumption of future economic benefits embodied in the asset are considered to modify the amortisation period or method, as appropriate, and are treated as changes in accounting estimates. The amortisation expense on intangible assets with finite lives is recognised in the profit or loss in the expense category that is consistent with the function of the intangible assets. These costs are amortised using a straight line method as follows:

Computer software	25%
-------------------	-----

Gains or losses arising from derecognition of an intangible asset are measured as the difference between the net disposal proceeds and the carrying amount of the asset and are recognised in statement of profit or loss and other comprehensive income when the asset is derecognised.

# Stivala Group Finance p.l.c.

## Notes to the Consolidated Financial Statements for the year ended 31 December 2022

### 2.7 Investment property

Property that is held for long-term rental yields or for capital appreciation or both, and is not occupied by the Group, is classified as investment property. Investment property comprises freehold land and buildings held under long-term operating leases.

Investment property is measured initially at its historical cost, including related transaction costs and borrowing costs (if any). Historical cost includes expenditure that is directly attributable to the acquisition of the items. Borrowing costs which are incurred for the purpose of acquiring or constructing a qualifying investment property are capitalised as part of its cost. Borrowing costs are capitalised while acquisition or construction is actively underway. Capitalisation of borrowing costs is ceased once the asset is substantially complete and is suspended if the development of the asset is suspended. After initial recognition, investment property is carried at fair value representing open market value determined periodically. Fair value is based on active market prices, adjusted, if necessary, for any difference in the nature, location or condition of the specific asset. If the information is not available, the Group uses alternative valuation methods such as recent prices on less active markets or discounted cash flow projections.

These valuations are reviewed annually. Investment property that is being redeveloped for continuing use as investment property or for which the market has become less active continues to be measured at fair value. Fair value measurement on property under construction is only applied if the fair value is considered to be reliably measurable. The fair value of investment property reflects, among other things, rental income from current leases and assumptions about rental income from future leases in the light of current market conditions. The fair value also reflects, on a similar basis, any cash outflows that could be expected in respect of the property.

Subsequent expenditure is capitalised to the asset's carrying amount only when it is probable that future economic benefits associated with the expenditure will flow to the Group and the cost of the item can be measured reliably. All other repairs and maintenance costs are charged to profit or loss during the financial period in which they are incurred. When part of an investment property is replaced, the carrying amount of the replaced part is derecognised.

The fair value of investment property does not reflect future capital expenditure that will improve or enhance the property and does not reflect the related future benefits from its future expenditure other than those a rational market participant would take into account when determining the value of the property.

Changes in fair value are recognised in profit or loss and transferred to "Revaluation reserve" under equity. Investment properties are derecognised either when they have been disposed of or when the investment property is permanently withdrawn from use and no future economic benefit is expected from its disposal. The difference between the net disposal proceeds and the carrying amount of the asset is recognised in profit or loss in the period of derecognition.

If an investment property becomes owner-occupied, it is reclassified as property, plant and equipment. Its fair value at the date of the reclassification becomes its cost for subsequent accounting purposes. When the Group decides to dispose of an investment property without development, the Group continues to treat the property as an investment property. Similarly, if the Group begins to redevelop an existing investment property for continued future use as investment property, it remains an investment property during the redevelopment.

# Stivala Group Finance p.l.c.

## Notes to the Consolidated Financial Statements for the year ended 31 December 2022

If an item of property, plant and equipment and property held-for-sale becomes an investment property because its use has changed, any difference resulting between the carrying amount and the fair value of this item at the date of transfer is treated in the same way as revaluation under IAS 16. Any resulting increase in the carrying amount of the property is recognised in statement of comprehensive income to the extent that it reverses a previous impairment loss; with any remaining increase recognised in other comprehensive income, directly to revaluation surplus with equity. Any resulting decrease in the carrying amount of the property is initially charged to other comprehensive income against any previously recognised revaluation surplus, with any remaining decrease charged to the profit or loss. Upon the disposal of such investment property, any surplus previously recorded in equity is transferred to retained earnings; the transfer is not made through statement of comprehensive income.

### 2.8 Inventories

Inventories are valued at the lower of cost and net realisable value.

The cost of inventories comprises the invoiced value of goods sold and other direct costs and is determined by first-in first-out method.

Net realisable value is the estimated selling price in the ordinary course of business, less estimated costs of completion and the estimated costs necessary to make the sale.

### 2.9 Property held-for-sale

Property held-for-sale is included in the financial statements at the lower of cost and net realisable value. Cost comprises the purchase price of acquiring the property and other costs incurred to develop the property. Net realisable value is the estimated selling price in the ordinary course of business, less estimated costs of completion and the estimated costs necessary to make the sale.

### 2.10 Cash and cash equivalents

Cash and cash equivalents in the statement of financial position comprise cash at banks and in hand, which are subject to an insignificant risk of changes in value.

For the purpose of the statement of cash flows, cash and cash equivalents consist of cash on hand and banks as defined above, net of outstanding bank overdrafts as they are considered an integral part of the Group's cash management.

### 2.11 Share capital

Ordinary shares are classified as equity. Incremental costs directly attributable to the issue of new shares are shown in equity as a deduction, net of tax, from the proceeds.

### 2.12 Dividend distribution

Dividend distribution to the Group's shareholders is recognised as a liability in the Group's financial statements in the period in which the dividends are approved by the Group's shareholders.

### 2.13 Trade payables

Trade payables are obligations to pay for goods or services that have been acquired in the ordinary course of business from suppliers. Accounts payable are classified as current liabilities if payment is due within one year or less. If not, they are presented as non-current liabilities.

Trade and other payables are recognised initially at fair value and subsequently measured at amortised cost using the effective interest method.



# Stivala Group Finance p.l.c.

## Notes to the Consolidated Financial Statements for the year ended 31 December 2022

### 2.14 Provisions

Provisions are recognised when the Group has a present legal or constructive obligation as a result of past events, it is probable that an outflow of resources embodying economic benefits will be required to settle the obligation and a reliable estimate of the amount of the obligation can be made.

Provisions are measured at the present value of the expenditures expected to be required to settle the obligation using a pre-tax rate that reflects current market assessments of the time value of money and the risks specific to the obligation. The increase in the provision due to the passage of time is recognised as interest expense.

### 2.15 Foreign currencies

Items included in the financial statements of each of the Group's entities are measured using the currency of the primary economic environment in which the entity operates (the functional currency). The consolidated financial statements are presented in euro, which is the Company's functional and presentation currency.

Foreign currency translations are translated into the functional currency using the exchange rates prevailing at the dates of the transactions or valuation where items are re-measured. Foreign exchange gains and losses resulting from the settlement of such transactions and from the translation at year-end exchange rates of monetary assets and liabilities denominated in foreign currencies are recognised in profit or loss. All foreign exchange gains and losses are presented in the income statement within 'Other operating charges'.

### 2.16 Revenue recognition

#### Revenue from contracts with customers (under IFRS 15)

Revenues include all revenues from the ordinary business activities of the group and are recorded net of value added tax. They are recognised in accordance with the provision for goods or services provided that collectability of the consideration is probable.

Revenue mainly represents income earned for accommodation, food and beverage and other services. The Group also sold property through barter during the year. The Group recognizes revenue when or as it satisfies a performance obligation by transferring control of a product or service to a customer.

#### *Sale/barter of property for resale*

Revenue from sale/barter of real property is recognised at the point in time when control of asset is transferred to the customer, generally upon signing of deed of sale where the customer obtains legal title to the property. Total fund is paid in full on date of deed.

#### *Revenue from accommodation*

Revenue from accommodation is recognised over a period of time. The customers get the benefits (i.e. control over the promise) with every passing day of each year's stay at the Group's hotel rooms. The revenue stream therefore meets the conditions for revenue recognition over time (i.e. stage of completion), and revenue is accordingly recognised on a daily basis of accommodation or equally amortised over the period of stay of the customer.

The performance obligation is to provide accommodation services as and when customers make use of the services. The transaction price follows a fee structure which is known at the date of booking or consumption of service and thus no significant estimates are required in this respect.

# Stivala Group Finance p.l.c.

## Notes to the Consolidated Financial Statements for the year ended 31 December 2022

### *Revenue from food and beverage, and other services*

Revenue from services is generally recognized in the accounting period in which the services are rendered, by reference to completion of the specific transaction assessed on the basis of the actual service provided as a proportion of the total services to be provided. Revenue arising from these activities is recognised when the service is performed and/or when the goods (primarily food and beverage relating to restaurant and/or bar sales) are supplied upon performance of the service.

Each of the services rendered is assessed to be a distinct performance obligation, and if applicable, the Group allocates the transaction price to each of the services rendered to the customer on a relative basis, based on their stand-alone selling price. Normally, the transaction price follows a fee structure which is known at the date of consumption of service and thus no significant estimates are required in this respect.

The Group considers whether there are other promises in the contract that are separate performance obligations to which a portion of the transaction price needs to be allocated (if there is any).

In determining the transaction price, the Group considers the effects of variable consideration, existence of significant financing component, non-cash consideration, and consideration payable to the customer (if there is any).

#### *i) Variable consideration*

If the consideration in a contract includes a variable amount, the Group estimates the amount of consideration to which it will be entitled in exchange for transferring the goods to the customer.

The variable consideration is estimated at contract inception and constrained until it is highly probable that a significant revenue reversal in the amount of cumulative revenue recognised will not occur when the associated uncertainty with the variable consideration is subsequently resolved.

As at 31 December 2022 and 2021, variable consideration would be the amount refunded to a customer if the customer cancels the booking within the window provided by the hotel. In this case, the Group uses the 'most likely amount' approach since it has only 2 possible outcome, which is if the customer will cancel the booking or not. The amount of variable consideration on refundable amounts to customer is not that significant as at year end. Should there have been discounts or concessions for goods and services, these have been already established with customer at the inception of the contract, thus are not considered contingent as the amounts agreed are fixed or unavoidable.

Overall, aside from the above mentioned, there are no other known factors or events that could make the consideration to be variable as at the current financial year end. The validity of this assessment is reassessed at each reporting date.

#### *ii) Significant financing component*

The Company applies the practical expedient for short-term advances received from customers. That is, the promised amount of consideration is not adjusted for the effects of a significant financing component if the period between the transfer of the promised good or service and the payment is one year or less. As at each year end, the contract liabilities (if there is any) were normally recognised as revenue within 1 year. The validity of this assessment is reassessed at each reporting date.

#### *iii) Non-cash consideration*

The Group does not receive non-cash considerations from customers for the sale of goods and services.

#### *iv) Consideration payable to customer*

There is no consideration payable to a customer that can be applied against amounts owed to the Group.

As at 31 December 2022 and 2021, upfront fees and pre-production fees are not applicable.

# Stivala Group Finance p.l.c.

## Notes to the Consolidated Financial Statements for the year ended 31 December 2022

### *Contract balances*

#### *Contract assets*

A contract asset is the right to consideration in exchange for goods or services transferred to the customer. If the company performs by transferring goods or services to a customer before the customer pays consideration or before payment is due, a contract asset is recognised for the earned consideration that is conditional.

It is very unlikely for the company to have contract assets since the collection of payment must be completed immediately after the company performs the service or goods/services and before the customer leaves the hotel's premises. This leaves no obligation on the part of the customer to pay further consideration.

#### *Trade receivables*

A receivable represents the company's right to an amount of consideration that is unconditional (i.e., only the passage of time is required before payment of the consideration is due).

#### *Contract liabilities*

A contract liability is the obligation to transfer goods or services to a customer for which the hotel has received consideration, or for which an amount of consideration is due from the customer. It is noted that in extremely rare situations, customers contracts contain a right to terminate for convenience, where amounts paid by the customer are refundable. In these situations, the customer has paid for future goods or services, but because of the termination clause an agreement does not exist and thus the Hotel does not have an obligation to transfer goods or services except as the customer requests (i.e. doesn't terminate).

#### *Cost to obtain a contract*

The Group applies the optional practical expedient to immediately expense costs to obtain a contract if the amortisation period of the asset that would have been recognised is one year or less. As such, payments of commissions to sales agencies which constitute relatively small amounts are immediately recognised as an expense in the consolidated statement of profit or loss and comprehensive income.

### **Other revenue sources (not within the scope of IFRS 15)**

The following recognition criteria must also be met before revenue is recognised:

#### *Rental income*

This relates to the rental income from the rental of immovable property in the ordinary course of the Group's activities. For operating leases, it is recognised at profit or loss on a straight-line basis over the term of the lease and is stated net of value added tax.

#### *Dividend income*

Revenue from dividend income is recognised on the date the Group's right to receive payment is established.

#### *Interest income*

Interest income is accounted for when it is probable that the economic benefits associated with the transaction will flow to the Group and these can be measured reliably. Interest income is recognised on an accrual or time proportion basis.

#### *Other operating income*

Other operating income are accounted for when it is probable that the economic benefits associated with the transaction will flow to the Group and these can be measured reliably.

# Stivala Group Finance p.l.c.

## Notes to the Consolidated Financial Statements for the year ended 31 December 2022

### 2.17 Leases

The Group assesses at contract inception whether a contract is, or contains, a lease. That is, if the contract conveys the right to control the use of an identified asset for a period of time in exchange for consideration.

#### *The Group as a lessee*

The Group applies a single recognition and measurement approach for all leases, except for short-term leases and leases of low-value assets. The Group recognises lease liabilities to make lease payments and right-of-use assets representing the right to use the underlying assets.

#### *i) Right-of-use assets*

The Group recognises right-of-use assets at the commencement date of the lease (i.e., the date the underlying asset is available for use). Right-of-use assets are measured at cost, less any accumulated depreciation and impairment losses, and adjusted for any remeasurement of lease liabilities. The cost of right-of-use assets includes the amount of lease liabilities recognised, initial direct costs incurred, and lease payments made at or before the commencement date less any lease incentives received. Right-of-use assets are depreciated on a straight-line basis over the shorter of the lease term and the estimated useful lives of the assets, as follows:

Buildings	5 - 11 years
Furnitures and Fittings	5 years

If ownership of the leased asset transfers to the Group at the end of the lease term or the cost reflects the exercise of a purchase option, depreciation is calculated using the estimated useful life of the asset.

The right-of-use assets are also subject to impairment. Refer to the accounting policies in section 2.22 (Impairment of non-financial assets).

#### *ii) Lease Liabilities*

At the commencement date of the lease, the Group recognises lease liabilities measured at the present value of lease payments to be made over the lease term. The lease payments include fixed payments (including in-substance fixed payments) less any lease incentives receivable, variable lease payments that depend on an index or a rate, and amounts expected to be paid under residual value guarantees. The lease payments also include the exercise price of a purchase option reasonably certain to be exercised by the Group and payments of penalties for terminating the lease, if the lease term reflects the Group exercising the option to terminate. Variable lease payments that do not depend on an index or a rate are recognised as expenses (unless they are incurred to produce inventories) in the period in which the event or condition that triggers the payment occurs.

In calculating the present value of lease payments, the Group uses its incremental borrowing rate at the lease commencement date because the interest rate implicit in the lease is not readily determinable. After the commencement date, the amount of lease liabilities is increased to reflect the accretion of interest and reduced for the lease payments made. In addition, the carrying amount of lease liabilities is remeasured if there is a modification, a change in the lease term, a change in the lease payments (e.g., changes to future payments resulting from a change in an index or rate used to determine such lease payments) or a change in the assessment of an option to purchase the underlying asset.

The Group's lease liabilities are included in Interest-bearing loans and borrowings (see note 16).

# Stivala Group Finance p.l.c.

## Notes to the Consolidated Financial Statements for the year ended 31 December 2022

### *iii) Short-term leases and leases of low-value assets*

The Group applies the short-term lease recognition exemption to its short-term leases (i.e., those leases that have a lease term of 12 months or less from the commencement date and do not contain a purchase option). It also applies the lease of low-value assets recognition exemption to leases of assets that are considered to be low value (if there is any). Lease payments on short-term leases and leases of low value assets are recognised as expense on a straight-line basis over the lease term.

### *The Group as a lessor*

Leases in which the Group does not transfer substantially all the risks and rewards incidental to ownership of an asset are classified as operating leases. Rental income arising is accounted for on a straight-line basis over the lease terms and is included in revenue in the statement of profit or loss and other comprehensive income due to its operating nature. Initial direct costs incurred in negotiating and arranging an operating lease are added to the carrying amount of the leased asset and recognised over the lease term on the same basis as rental income. Contingent rents are recognised as revenue in the period in which they are earned.

### **2.18 Assets held for distribution to owner**

In accordance with IFRS 5, a non-current asset (or disposal group) is classified as held for distribution to owners when the entity is committed to distribute the asset (or disposal group) to the owners.

For this to be the case, the assets must be available for immediate distribution in their present condition and the distribution must be highly probable. For the distribution to be highly probable, actions to complete the distribution must have been initiated and should be expected to be completed within one year from the date of classification.

Actions required to complete the distribution should indicate that it is unlikely that significant changes to the distribution will be made or that the distribution will be withdrawn. The probability of shareholders' approval (if required in the jurisdiction) should be considered as part of the assessment of whether the distribution is highly probable.

Non-current assets and disposal groups classified as held for distribution to owner are measured at the lower of their carrying amount and fair value less costs to distribute. Costs to distribute are the incremental costs directly attributable to the disposal of an asset (disposal group), excluding finance costs and income tax expense.

There are a number of asset categories that are excluded from measurement requirements of IFRS 5, although disclosure requirements still need to be complied with. Among these exclusions, the most relevant to the Company is "Non-current assets that are accounted for in accordance with the fair value model (IAS 40 Investment Property)" which will be subsequently measured under the same accounting policy as before the classification.

In prior year, assets classified as held for distribution to owner are presented separately as current items in the statement of financial position. Additional disclosures are provided in note 22.

### **2.19 Taxation**

The tax expense for the year comprises current and deferred tax. Tax is recognized in profit or loss, except when it relates to items recognized in other comprehensive income or directly in equity, in which case it is also dealt with in other comprehensive income or in equity, as appropriate.

#### *Current income tax*

Current income tax assets and liabilities for the current period are measured at the amount expected to be recovered or paid to the taxation authorities. The tax rates and tax laws used to compute the amount are those that are enacted or substantially enacted, at the reporting date. Current income tax relating to items recognised directly in equity is recognised in equity and not in profit or loss.

# Stivala Group Finance p.l.c.

## Notes to the Consolidated Financial Statements for the year ended 31 December 2022

### *Deferred income tax*

Deferred tax is provided using the liability method on temporary differences at the reporting date between the tax bases of assets and liabilities and their carrying amounts for financial reporting purposes.

Deferred tax liabilities are recognised for all temporary differences, except when the deferred tax liability arises from the initial recognition of goodwill or an asset or liability in a transaction that is not a business combination and, at the time of the transaction, affects neither the accounting profit nor taxable profit or loss.

Deferred tax assets are recognised for all deductible temporary differences, carry forward of unused tax credits and unused tax losses, to the extent probable that taxable profit will be available against which the deductible temporary differences, and the carry forward of unused tax credits and unused tax losses can be utilised, except when the deferred tax asset relating to the deductible temporary differences arises from the initial recognition of an asset or liability in a transaction that is not a business combination and, at the time of the transaction, affects neither the accounting profit nor taxable profit or loss.

Unrecognised deferred tax assets are reassessed at each reporting date and are recognised to the extent that it has become probable that future taxable profits will allow the deferred tax asset to be recovered.

Deferred tax assets and liabilities are measured at the tax rates that are expected to apply in the year when the asset is realised or the liability is settled, based on tax rates (and tax laws) that have been enacted or substantively enacted at each reporting date.

### *Value Added Tax*

Revenue, expenses and assets are recognised net of Value Added Tax, except:

- where the Value Added Tax incurred on a purchase of assets or services is not recoverable from the taxation authority, in which case Value Added Tax is recognised as part of the acquisition of the asset or as part of the expense item, as applicable;
- where receivables and payables that are stated with the amount of Value Added Tax included.

The net amount of Value Added Tax recoverable from, or payable to, the taxation authority is included as part of receivables or payables in the statement of financial position.

### **2.20 Retirement benefits**

The Group contributes towards the state pension fund in accordance with local legislation. The only obligation of the Group is to make the required contribution and carries no further legal or construction obligations to make further payments if the fund does not have sufficient assets to pay all of the employees' entitlements to post-employment benefits. Costs are expensed in the year in which they are incurred.

### **2.21 Fair value measurements and valuation processes**

The Group measures non-financial assets such as buildings under property, plant and equipment and investment property at fair value at each reporting date.

Fair value is the price that would be received to sell an asset or paid to transfer a liability in an orderly transaction between the market participants at the measurement date. The fair value measurement is based on the presumption that the transaction to sell the asset or transfer the liability takes place either (a) in the principal market for the asset or liability or (b) in the absence of a principal market, in the most advantageous market for the asset or liability.

The principal or the most advantageous market must be accessible by the Group.

# Stivala Group Finance p.l.c.

## Notes to the Consolidated Financial Statements for the year ended 31 December 2022

The fair value of an asset or liability is measured using the assumptions that market participants would use when pricing the asset or liability, assuming that market participants act in their economic best interest.

A fair value measurement of non-financial asset takes into account a market participant's ability to generate economic benefits by using the asset in its highest and best use or by selling it to another market participant that would use the asset in its highest and best use.

The Group uses valuation techniques that are appropriate in the circumstances and for which sufficient data are available to measure at fair value, maximising the use of relevant observable inputs and minimising the use of unobservable inputs.

Information about the valuation techniques and inputs used in determining the fair value of buildings and investment properties are disclosed in notes 13, 17 and 31 respectively.

### 2.22 Impairment of non-financial assets

The Group assesses, at each reporting date, whether there is an indication that an asset may be impaired. If any indication exists, or when annual impairment testing for an asset is required, the Group estimates the asset's recoverable amount. An asset's recoverable amount is the higher of an asset's or CGU's fair value less costs of disposal and its value in use. The recoverable amount is determined for an individual asset, unless the asset does not generate cash inflows that are largely independent of those from other assets or groups of assets. When the carrying amount of an asset or CGU exceeds its recoverable amount, the asset is considered impaired and is written down to its recoverable amount.

In assessing value in use, the estimated future cash flows are discounted to their present value using a pre-tax discount rate that reflects current market assessments of the time value of money and the risks specific to the asset. In determining fair value less costs of disposal, recent market transactions are taken into account. If no such transactions can be identified, an appropriate valuation model is used. These calculations are corroborated by valuation multiples, quoted share prices for publicly traded companies or other available fair value indicators.

The Group bases its impairment calculation on most recent budgets and forecast calculations, which are prepared separately for each of the Group's CGUs to which the individual assets are allocated. These budgets and forecast calculations generally cover a period of five years. A long-term growth rate is calculated and applied to project future cash flows after the fifth year.

Impairment losses of continuing operations are recognised in the statement of profit or loss in expense categories consistent with the function of the impaired asset, except for properties previously revalued with the revaluation taken to OCI. For such properties, the impairment is recognised in OCI up to the amount of any previous revaluation.

For assets excluding goodwill, an assessment is made at each reporting date to determine whether there is an indication that previously recognised impairment losses no longer exist or have decreased. If such indication exists, the Group estimates the asset's or CGU's recoverable amount. A previously recognised impairment loss is reversed only if there has been a change in the assumptions used to determine the asset's recoverable amount since the last impairment loss was recognised. The reversal is limited so that the carrying amount of the asset does not exceed its recoverable amount, nor exceed the carrying amount that would have been determined, net of depreciation, had no impairment loss been recognised for the asset in prior years. Such reversal is recognised in the statement of profit or loss unless the asset is carried at a revalued amount, in which case, the reversal is treated as a revaluation increase.

Goodwill is tested for impairment annually and when circumstances indicate that the carrying value may be impaired.

# Stivala Group Finance p.l.c.

## Notes to the Consolidated Financial Statements for the year ended 31 December 2022

Impairment is determined for goodwill by assessing the recoverable amount of each CGU (or group of CGUs) to which the goodwill relates. When the recoverable amount of the CGU is less than its carrying amount, an impairment loss is recognised. Impairment losses relating to goodwill cannot be reversed in future periods.

Intangible assets with indefinite useful lives are tested for impairment annually at the CGU level, as appropriate, and when circumstances indicate that the carrying value may be impaired.

### 2.23 Government grants

Government grants are recognised where there is reasonable assurance that the Group will comply with the conditions attaching to them and that the grants will be received.

Government grants related to income are recognised in profit or loss on a systematic basis over the periods in which the Company recognises as expenses the related costs for which the grants are intended to compensate. Specifically, the government grants related to assets, whose primary condition is that the Group should purchase, construct or otherwise acquire noncurrent assets are recognised as deferred income in the statement of financial position and transferred to profit or loss on a systematic and rational basis over the useful lives of the related assets.

Government grants that are receivable as compensation for expenses or losses already incurred or for the purpose of giving immediate financial support to the Group with no future related costs are recognised in profit or loss in the period in which they become receivable.

### 2.24 Borrowing costs

Borrowing costs which are incurred for the purpose of acquiring or constructing qualifying property, plant and equipment are capitalised as part of its cost. Borrowing costs are capitalised while acquisition or construction is actively underway, during the period of time that is required to complete and prepare the asset for its intended use. Capitalisation of borrowing costs is ceased once the asset is substantially complete and is suspended if the development of the asset is suspended. All other borrowing costs are expensed. Borrowing costs are recognised for all interest-bearing instruments on any accrual basis using the effective interest method. Interest costs include the effect of amortising any difference between initial net proceeds and redemption value in respect of the Group's interest-bearing borrowings.

### 2.25 Segment reporting

The Group determines and presents operating segments based on the information that internally is provided to the Board of Directors, which is the Group's chief operating decision-maker in accordance with the requirements of IFRS 8 'Operating Segments'.

An operating segment is a component of the Group that engages in business activities from which it may earn revenues and incur expenses, including revenues and expenses that relate to transactions with any of the Group's other components, and for which discrete financial information is available. An operating segment's operating results are reviewed regularly by the Board of Directors to make decisions about resources to be allocated to the segment and to assess its performance executing the function of the chief operating decision-maker.



# Stivala Group Finance p.l.c.

## Notes to the Consolidated Financial Statements for the year ended 31 December 2022

### 3. Critical accounting estimates and judgements

In preparing the financial statements, the Directors are required to make judgements, estimates and assumptions that affect reported income, expenses, assets, liabilities and disclosure of contingent assets and liabilities. Use of available information and application of judgement are inherent in the formation of estimates. Actual results in the future could differ from such estimates and the differences may be material to the financial statements. These estimates are reviewed on a regular basis and if a change is needed, it is accounted in the period the changes become known. The most significant judgement and estimates are as follows:

#### Judgments

In the process of applying the Group's accounting policies, management has made the following judgements, which have the most significant effect on the amounts recognised in the consolidated financial statements:

##### *Determining the lease term of contracts with renewal and termination options – Group as lessee*

The Group determines the lease term as the non-cancellable term of the lease, together with any periods covered by an option to extend the lease if it is reasonably certain to be exercised, or any periods covered by an option to terminate the lease, if it is reasonably certain not to be exercised.

The Group has lease contracts that include extension and termination options. The Group applies judgement in evaluating whether it is reasonably certain whether or not to exercise the option to renew or terminate the lease. That is, it considers all relevant factors that create an economic incentive for it to exercise either the renewal or termination. After the commencement date, the Group reassesses the lease term if there is a significant event or change in circumstances that is within its control and affects its ability to exercise or not to exercise the option to renew or to terminate.

The Group does not include the renewal periods as part of the lease term for leases of assets with non-cancellable periods as these are not reasonably certain to be exercised. The effect of covid-19 pandemic also contributes to this uncertainty. Furthermore, the periods covered by termination options are included as part of the lease term only when they are reasonably certain not to be exercised.

##### *Property lease classification – Group as lessor*

The Group has entered into commercial and residential property leases on its investment property and property, plant and equipment portfolio. The Group has determined, based on an evaluation of the terms and conditions of the arrangements, such as the lease term not constituting a major part of the economic life of the properties and the present value of the minimum lease payments not amounting to substantially all of the fair value of the properties, that it retains substantially all the risks and rewards incidental to ownership of these properties and accounts for the contracts as operating leases.

##### *Recognition of deferred tax assets*

The extent to which deferred tax assets can be recognized is based on an assessment of the probability that future taxable income will be available against which the deductible temporary differences and tax loss carry-forward can be utilized. In addition, significant judgement is required in assessing the impact of any legal or economic limits or uncertainties in various tax jurisdictions.

# Stivala Group Finance p.l.c.

## Notes to the Consolidated Financial Statements for the year ended 31 December 2022

### Estimates and assumptions

#### *Fair value of investment property and property, plant and equipment*

The Group carries its investment property at fair value, with changes being recognised in profit or loss, while it carries its buildings within property, plant and equipment at fair value, with changes being recognised in other comprehensive income. These are based on market valuations performed by independent professional architect at least every three years. In a year when market valuations are not performed by the independent professional architect, an internal assessment of the fair value of investment property and property, plant and equipment are performed to reflect market conditions at the year-end date by the management. The Management has assessed the valuation of properties as at 31 December 2022 by reference to value of similar properties in the market as well as the management's expert knowledge of the industry being in property sector for more than 20 years.

#### *Impairment of non-financial assets*

Impairment exists when the carrying value of an asset or CGU exceeds its recoverable amount, which is the higher of its fair value less costs of disposal and its value in use. The fair value less costs of disposal calculation is based on available data from binding sales transactions, conducted at arm's length, for similar assets or observable market prices less incremental costs of disposing of the asset. The value in use calculation is based on a discounted cash flow (DCF) model. The cash flows are derived from the budget for the next five years and do not include restructuring activities that the Group is not yet committed to or significant future investments that will enhance the performance of the assets of the CGU being tested. The recoverable amount is sensitive to the discount rate used for the DCF model as well as the expected future cash-inflows and the growth rate used for extrapolation purposes. These estimates are most relevant to goodwill recognised by the Group.

#### *Provision for ECL on trade receivables*

Upon adoption of IFRS 9, provision for ECL is maintained at a level considered adequate to provide for potentially uncollectible receivables. For trade receivables, the Company applies the Simplified Approach designed to identify potential charges to the allowance and is performed on a continuous basis throughout the period. For the year ended 31 December 2022, the decrease in provision for ECL on trade receivables amounted to €36,039 (2021: increase of €21,810) (note 31).

The Group uses a provision matrix to calculate ECLs for trade receivables. The provision rates are based on days past due for groupings of various customer segments that have similar loss patterns (i.e., by geography, product type, customer type and rating).

The provision matrix is initially based on the Group's historical observed default rates. The Group calibrates the matrix to adjust the historical credit loss experience with forward-looking information. For instance, if forecast economic conditions (i.e., gross domestic product) are expected to deteriorate over the next year which can lead to an increased number of defaults in the manufacturing sector, the historical default rates are adjusted. At every reporting date, the historical observed default rates are updated and changes in the forward-looking estimates are analysed.

The assessment of the correlation between historical observed default rates, forecast economic conditions and ECLs is a significant estimate. The amount of ECLs is sensitive to changes in circumstances and of forecast economic conditions. The Group's historical credit loss experience and forecast of economic conditions may also not be representative of customer's actual default in the future. The information about the ECLs on the Company's trade receivables is disclosed in notes 21 and 31.

# Stivala Group Finance p.l.c.

## Notes to the Consolidated Financial Statements for the year ended 31 December 2022

### *Provision for ECL on other financial assets*

The measurement of the Group's ECL on cash in banks, receivables from associates and other related undertakings is a function of the PD, LGD and the EAD. These financial assets are measured under Stage 1 of the impairment model, and therefore ECLs are calculated on 12-month basis.

Elements of the ECL model which are considered accounting judgments and estimates include:

- The Group's internal credit grading model, which assigns PDs to the individual grades
- The Group's criteria for assessing if there has been a significant increase in credit risk and so allowances should be measured on a lifetime ECL basis and the qualitative assessment
- Development of ECL models, including the various formulas and the choice of inputs
- Determination of associations between macroeconomic scenarios and, economic inputs, and the effect on PDs, EADs and LGDs
- Selection of forward-looking macroeconomic scenarios and their probability weightings, to derive the economic inputs into the ECL models

It is the Group's policy to regularly review its model in the context of actual loss experience and adjust when necessary.

### *Leases - Estimating the incremental borrowing rate*

The Group cannot readily determine the interest rate implicit in the lease, therefore, it uses its incremental borrowing rate (IBR) to measure lease liabilities. The IBR is the rate of interest that the Group would have to pay to borrow over a similar term, and with a similar security, the funds necessary to obtain an asset of a similar value to the right-of-use asset in a similar economic environment. The IBR therefore reflects what the Group 'would have to pay', which requires estimation when no observable rates are available (such as for subsidiaries that do not enter into financing transactions) or when they need to be adjusted to reflect the terms and conditions of the lease (for example, when leases are not in the subsidiary's functional currency). The Group estimates the IBR using observable inputs (such as market interest rates or rates from bank sanction letters) when available and is required to make certain entity-specific estimates (such as the subsidiary's stand-alone credit rating).

In the opinion of the management, except for the above, the accounting estimates, assumptions and judgements made in the course of preparing these financial statements are not difficult, subjective or complex to a degree which would warrant their description as significant in terms of the requirements of IAS 1 (revised) – 'Presentation of Financial Statements'.

# Stivala Group Finance p.l.c.

## Notes to the Consolidated Financial Statements for the year ended 31 December 2022

### 4. Application of New and Revised IFRS

#### 4.1 New and Revised IFRS effective for current year

The Group applied for the first time certain standards and amendments, which are effective for annual periods beginning on or after 1 January 2022. The Group has not early adopted any standards, interpretations or amendments that have been issued but are not yet effective.

The nature and the impact of each new standard and amendment is described below:

#### *Onerous Contracts – Costs of Fulfilling a Contract – Amendments to IAS 37*

An onerous contract is a contract under which the unavoidable cost of meeting the obligations under the contract exceeds the economic benefits expected to be received under it.

The amendments specify that when assessing whether a contract is onerous or loss-making, an entity needs to include costs that relate directly to a contract to provide goods or services including both incremental costs (e.g., the costs of direct labour and materials) and an allocation of costs directly related to contract activities (e.g., depreciation of equipment used to fulfil the contract and costs of contract management and supervision). General and administrative costs do not relate directly to a contract and are excluded unless they are explicitly chargeable to the counterparty under the contract.

These amendments had no impact on the financial statements of the Company as it did not have onerous contracts in scope of IAS 37 as at the reporting date.

#### *Reference to the Conceptual Framework – Amendments to IFRS 3*

The amendments replace a reference to a previous version of the IASB's Conceptual Framework with a reference to the current version issued in March 2018 without significantly changing its requirements.

The amendments add an exception to the recognition principle of IFRS 3 Business Combinations to avoid the issue of potential 'day 2' gains or losses arising for liabilities and contingent liabilities that would be within the scope of IAS 37 Provisions, Contingent Liabilities and Contingent Assets or IFRIC 21 Levies, if incurred separately. The exception requires entities to apply the criteria in IAS 37 or IFRIC 21, respectively, instead of the Conceptual Framework, to determine whether a present obligation exists at the acquisition date.

The amendments also add a new paragraph to IFRS 3 to clarify that contingent assets do not qualify for recognition at the acquisition date.

In accordance with the transitional provisions, the Group applies the amendments prospectively, i.e., to business combinations occurring after the beginning of the annual reporting period in which it first applies the amendments (the date of initial application).

These amendments had no impact on the financial statements of the Company as there were no contingent assets, liabilities or contingent liabilities within the scope of these amendments that arose during the period.

#### *Property, Plant and Equipment: Proceeds before Intended Use – Amendments to IAS 16 Leases*

The amendment prohibits entities from deducting from the cost of an item of property, plant and equipment (PPE), any proceeds of the sale of items produced while bringing that asset to the location and condition necessary for it to be capable of operating in the manner intended by management. Instead, an entity recognises the proceeds from selling such items, and the costs of producing those items, in profit or loss.

In accordance with the transitional provisions, the Company applies the amendments retrospectively only to items of PPE made available for use on or after the beginning of the earliest period presented when the entity first applies the amendment (the date of initial application).

# Stivala Group Finance p.l.c.

## Notes to the Consolidated Financial Statements for the year ended 31 December 2022

These amendments had no impact on the financial statements of the Company as there were no sales of such items produced by property, plant and equipment made available for use on or after the beginning of the earliest period presented.

### *IFRS 1 First-time Adoption of International Financial Reporting Standards – Subsidiary as a first-time adopter*

The amendment permits a subsidiary that elects to apply paragraph D16(a) of IFRS 1 to measure cumulative translation differences using the amounts reported in the parent's consolidated financial statements, based on the parent's date of transition to IFRS, if no adjustments were made for consolidation procedures and for the effects of the business combination in which the parent acquired the subsidiary. This amendment is also applied to an associate or joint venture that elects to apply paragraph D16(a) of IFRS 1.

These amendments had no impact on the consolidated financial statements of the Group as it is not a firsttime adopter.

### *IFRS 9 Financial Instruments – Fees in the '10 per cent' test for derecognition of financial liabilities*

The amendment clarifies the fees that an entity includes when assessing whether the terms of a new or modified financial liability are substantially different from the terms of the original financial liability. These fees include only those paid or received between the borrower and the lender, including fees paid or received by either the borrower or lender on the other's behalf. There is no similar amendment proposed for IAS 39 *Financial Instruments: Recognition and Measurement*.

In accordance with the transitional provisions, the Company applies the amendment to financial liabilities that are modified or exchanged on or after the beginning of the annual reporting period in which the entity first applies the amendment (the date of initial application). These amendments had no impact on the financial statements of the Company as there were no modifications of the Company's financial instruments during the period.

### *IAS 41 Agriculture – Taxation in fair value measurements*

The amendment removes the requirement in paragraph 22 of IAS 41 that entities exclude cash flows for taxation when measuring the fair value of assets within the scope of IAS 41.

These amendments had no impact on the financial statements of the Company as it did not have assets in scope of IAS 41 as at the reporting date.

## 4.2 New and Revised IFRS in issue but not effective

The new and amended standards and interpretations that are issued, but not yet effective, up to the date of issuance of the Group's financial statements are disclosed below. The Group intends to adopt these standards, if applicable, when they become effective.

<i>Description</i>	<i>Effective for annual periods beginning on or after</i>
<i>IFRS 17 Insurance Contracts</i>	1 January 2023
<i>Amendments to IAS 1: Classification of Liabilities as Current or Non-current</i>	1 January 2023
<i>Definition of Accounting Estimates - Amendments to IAS 8</i>	1 January 2023
<i>Disclosure of Accounting Policies - Amendments to IAS 1 and IFRS Practice Statement 2</i>	1 January 2023
<i>Deferred Tax related to Assets and Liabilities arising from a Single Transaction - Amendments to IAS 12</i>	1 January 2023

# Stivala Group Finance p.l.c.

## Notes to the Consolidated Financial Statements for the year ended 31 December 2022

### 5. Segment information

For management purposes, the Group is organised into business units based on its products and services and has two reportable segments, as follows:

<i> Holding</i>	This serves as the finance arm of the Group and the principal vehicle for further expansion of the Group's hospitality business and mixed-use developments.
<i> Property development and letting</i>	This segment carries works such as construction, plumbing, electrical and others to bring various properties in a state that can be leased to third parties. In relation to this, the Group leases out various freehold commercial and residential properties to third parties.
<i> Hospitality and Entertainment</i>	This segment includes hotel operations such as accommodation, food and beverage and other related services. The Group owns various hotels and apartment suites namely Bayview Hotel, Blubay Apartments, Blubay Suites, Sliema Hotel and Azur Hotel.

Management monitors the operating results of its business units separately for the purpose of making decisions about resource allocation and performance assessment. Segment performance is evaluated based on profit or loss and is measured consistently with profit or loss in the consolidated financial statements.

# Stivala Group Finance p.l.c.

## Notes to the Financial Statements for the year ended 31 December 2022

### 5. Segment information (continued)

Inter-segment transactions, assets and liabilities are eliminated upon consolidation and reflected in the 'eliminations' column.

Year ended 31 December 2022	Holding	Property development and letting	Hospitality and Entertainment	Total segments	Eliminations	Consolidated
	€	€	€	€	€	€
External customers	-	15,580,983	13,262,022	28,843,005	-	28,843,005
Inter-segment	33,946,032	9,468,690	-	43,414,722	(43,414,722)	-
<b>Total revenue</b>	<b>33,946,032</b>	<b>25,049,673</b>	<b>13,262,022</b>	<b>72,257,727</b>	<b>(43,414,722)</b>	<b>28,843,005</b>
<b>Income/(expenses)</b>						
Finance and similar income	-	846,003	-	846,003	(846,003)	-
Finance cost	(2,407,500)	(846,237)	(2,818,446)	(6,072,183)	2,306,116	(3,766,067)
Depreciation and amortisation	-	(346)	(4,778,707)	(4,779,053)	777,512	(4,001,541)
Share in loss of associates	-	-	(33,959)	(33,959)	-	(33,959)
Income tax expense	5,441	(3,797,667)	823,522	(2,968,704)	2,240,558	(728,146)
<b>Segment profit before tax</b>	<b>31,419,896</b>	<b>38,439,613</b>	<b>234,930</b>	<b>70,094,439</b>	<b>(43,059,269)</b>	<b>27,035,170</b>
<b>Total assets</b>	<b>73,245,270</b>	<b>382,995,504</b>	<b>68,528,012</b>	<b>524,768,786</b>	<b>(128,215,438)</b>	<b>396,553,348</b>
<b>Total liabilities</b>	<b>72,571,180</b>	<b>68,253,923</b>	<b>72,045,004</b>	<b>212,870,107</b>	<b>(65,571,976)</b>	<b>147,298,131</b>
<b>Other disclosures</b>						
Capital expenditure	-	17,833,621	-	17,833,621	-	17,833,621

# Stivala Group Finance p.l.c.

## Notes to the Financial Statements for the year ended 31 December 2022

### 5. Segment information (continued)

Year ended 31 December 2021	Holding	Property development and letting	Hospitality and Entertainment	Total segments	Eliminations	Consolidated
	€	€	€	€	€	€
External customers	-	8,563,835	6,501,458	15,065,293	-	15,065,293
Inter-segment	41,142,087	8,286,226	-	49,428,313	(49,428,313)	-
Total revenue	41,142,087	16,850,061	6,501,458	64,493,606	(49,428,313)	15,065,293
<b>Income/(expenses)</b>						
Finance and similar income	-	344,702	-	344,702	(344,702)	-
Finance cost	(2,407,500)	(344,945)	(2,327,128)	(5,079,573)	1,864,152	(3,215,421)
Depreciation and amortisation	-	(346)	(5,916,616)	(5,916,962)	2,209,043	(3,707,919)
Share in loss of associates	-	-	(47,300)	(47,300)	-	(47,300)
Income tax expense	801,809	1,412,454	2,432,065	4,646,328	3,345,197	7,991,525
Segment profit before tax	(21,182,263)	105,259,964	(4,347,608)	79,730,093	(75,334,916)	4,395,177
Total assets	60,322,974	369,883,134	65,204,115	495,410,223	(132,456,341)	362,953,882
Total liabilities	79,074,221	50,213,122	72,252,084	201,539,427	(73,977,401)	127,562,026
Other disclosures						
Capital expenditure	-	8,256,277	-	8,256,277	-	8,256,277

Capital expenditure consists of additions to property, plant and equipment, and investment properties.



# Stivala Group Finance p.l.c.

## Notes to the Consolidated Financial Statements for the year ended 31 December 2022

### 6. Revenue from contracts with customers

The Group's hospitality revenue is derived locally from the operations of the hotels in Malta.

#### *Disaggregated revenue information*

Set out below is the disaggregation of the Group's revenue from contracts with customers:

	2022	2021
	€	€
<b>Type of goods or service</b>		
<i>Hospitality and Entertainment (note 5)</i>		
Accommodation	11,835,458	5,652,238
Food and beverage	1,157,982	616,423
Other services	268,582	232,797
	<u>13,262,022</u>	<u>6,501,458</u>
<i>Property development and letting (note 5)</i>		
Sale/barter of property for resale	6,227,774	196,784
	<u>19,489,796</u>	<u>6,698,242</u>
<b>Timing of revenue recognition</b>		
Services/goods transferred at a point in time	7,654,338	1,046,004
Services transferred over time	11,835,458	5,652,238
	<u>19,489,796</u>	<u>6,698,242</u>

#### *Performance obligations*

Information about the Group's performance obligations are summarised below:

##### *Accommodation*

The performance obligation is satisfied upon rendering the service over time as the hotel's customers consume and receive the benefit from these services on each day/throughout their stay until checkout. The payment (which is equal to the transaction price established at the time of booking) is generally due immediately on the day of checkout before the customer leaves the hotel's premises.

##### *Food, beverage and other services*

The performance obligation is satisfied at a point in time upon availment of service by the customer. The payment (which is equal to the transaction price established at the time of availment) is generally due immediately upon completion of services before the customer leaves the hotel's premises.

The Group assesses that there are no other promises in the contract of sale that are separate performance obligations to which a portion of transaction price needs to be allocated. The transaction price, which is equal to the cash selling price indicated in the sales invoices issued, is therefore allocated to only one performance obligation.

##### *Sale/barter of property for resale*

The performance obligation is satisfied at the point in time when control of the asset is transferred to the customer, generally upon signing of deed of sale where the customer obtains legal title to the property. The normal credit term is 30 to 90 days from date of deed.

The Group assesses that there are no other promises in the contract of sale/barter of properties held-for-sale that are separate performance obligations to which a portion of the transaction price needs to be allocated. The transaction price, which is equal to the selling price indicated in the deed of sale/barter signed by both parties, is therefore allocated to only one performance obligation. The Group assesses that there exist no variable considerations and consideration payable to the customer relating to the sale/barter of properties held-for-sale.

There are no contract liabilities or remaining performance obligations as at 31 December 2022 and 2021.

# Stivala Group Finance p.l.c.

## Notes to the Consolidated Financial Statements for the year ended 31 December 2022

### 7. Expenses

	The Group		The Company	
	2022	2021	2022	2021
	€	€	€	€
<b>Cost of sales</b>				
Direct wages (note 10)	1,874,733	526,627	-	-
Social security contributions (note 10)	120,929	113,806	-	-
Commissions	1,536,799	712,850	-	-
Repairs and maintenance	393,448	726,058	-	-
Cost of goods sold (note 19)	905,322	469,478	-	-
Licenses and permits	16,664	270,593	-	-
Utilities	1,035,721	755,731	-	-
Transport	133,227	26,329	-	-
Fuel	121,558	111,701	-	-
	<u>6,138,401</u>	<u>3,713,173</u>	<u>-</u>	<u>-</u>
<b>Distribution and selling costs</b>				
Advertising and promotions	95,270	46,382	-	-
	<u>95,270</u>	<u>46,382</u>	<u>-</u>	<u>-</u>
<b>Administrative expenses</b>				
Depreciation (notes 13 and 24)	3,993,684	3,687,024	-	-
Amortisation (note 18)	7,857	20,895	-	-
Directors' remuneration (note 10)	161,518	184,359	25,755	26,385
Office salaries (note 10)	407,986	497,957	12,000	8,511
Social security contributions (note 10)	33,351	30,900	-	-
Auditors' remuneration	19,900	20,500	8,500	8,500
Provision for ECL (notes 16, 21 and 31)	2,917,252	7,920,416	68,446	-
Legal and professional fees	872,191	338,947	2,721	3,450
Rent (note 24)	95,894	40,346	-	-
Computer maintenance	125,913	97,073	-	-
Bank charges	112,228	133,915	343	408
Insurance	40,150	53,821	-	-
Motor vehicle expenses	120,653	91,808	-	-
Other administrative expenses	684,964	433,186	871	871
	<u>9,398,315</u>	<u>13,551,147</u>	<u>118,636</u>	<u>48,125</u>
<b>Other operating charges</b>				
Exchange fluctuations	-	2,233	-	-
	<u>-</u>	<u>2,233</u>	<u>-</u>	<u>-</u>

# Stivala Group Finance p.l.c.

## Notes to the Consolidated Financial Statements for the year ended 31 December 2022

### Auditor's fees

Fees charged by the auditor for services rendered during the financial years ended 31 December 2022 and 2021 relate to the following:

	The Group		The Company	
	2022	2021	2022	2021
	€	€	€	€
Annual statutory audit	19,900	20,500	10,030	10,030

## 8. Other operating income

	The Group		The Company	
	2022	2021	2022	2021
	€	€	€	€
Recharge of utilities to tenants	434,585	322,506	-	-
Condominium fees & other charges	374,507	284,897	-	-
Recharge of expenses to other parties	10,101	210,395	-	-
Decrease in provision for estimated credit losses (notes 16, 21 and 31)	-	-	-	4,011
Management fees	189,244	135,634	-	-
Gain on lease modification /rent concession	-	6,796	-	-
Government grant	-	3,296	-	-
Miscellaneous income	(6,958)	105,134	-	-
	1,001,479	1,068,658	-	4,011

## 9. Finance costs

	The Group		The Company	
	2022	2021	2022	2021
	€	€	€	€
Interest on bank overdrafts	30,978	17,978	-	-
Interest on bonds and amortisation of bond issue cost	2,407,500	2,407,500	2,407,500	2,407,500
Interest on bank loans	1,307,501	761,925	-	-
Interest on lease liability (note 24)	20,088	28,018	-	-
	3,766,067	3,215,421	2,407,500	2,407,500

The Maltese government announced a number of measures to financially support businesses whose operation was financially affected by the Covid-19 pandemic. ST Hotels Ltd. was able to benefit from MDB covid-19 interest rate subsidy scheme where the Company received €60,173 (2021: €10,048) in the form of government grant during 2022. These amounts were deducted from the line item 'Interest on bank loans' as disclosed above.

# Stivala Group Finance p.l.c.

## Notes to the Consolidated Financial Statements for the year ended 31 December 2022

### 10. Staff costs and employee information

Staff costs for the year comprised the following:

	The Group		The Company	
	2022	2021	2022	2021
	€	€	€	€
Wages and salaries (including Directors' remuneration) (note 7)	2,444,237	1,208,943	37,755	34,896
Social security contributions (note 7)	154,280	144,706	-	-
	<u>2,598,517</u>	<u>1,353,649</u>	<u>37,755</u>	<u>34,896</u>

The Maltese government announced a number of measures to financially support businesses whose operation was financially affected by the Covid-19 pandemic. The Group was able to benefit from the covid wage supplement, receiving €800 on a monthly basis per full-time employee commencing on March 2020. During the current year ended 31 December 2022, the Group had €553,583 (2021: €1,139,219) in the form of government grants under the covid wage supplement. These amounts were deducted from the line item 'direct wages and office salaries' as disclosed in note 7.

The average number of persons (including Directors) employed by the company during the year was as follows:

	The Group		The Company	
	2022	2021	2022	2021
	No.	No.	No.	No.
Operational	210	121	-	-
Administration	29	15	-	-
	<u>239</u>	<u>136</u>	<u>-</u>	<u>-</u>

### 11. Income tax

#### Tax expense on profit on ordinary activities

Provision for income tax has been made at the rate of 35% on the chargeable income for the year except for investment income which is charged at the rates of 15% and 35% and for proceeds from sale of property taxable at 5% and 8% final withholding tax.

	The Group		The Company	
	2022	2021	2022	2021
	€	€	€	€
<i>Income tax expense:</i>				
Final withholding tax at 15%	(1,402,981)	(1,248,657)	-	-
Final withholding tax at 5%	-	(12,750)	-	-
Over/(Under) provision of tax in prior years	(714,205)	631,785	-	821,728
<b>Total current tax expense</b>	<b>(2,117,186)</b>	<b>(629,622)</b>	<b>-</b>	<b>821,728</b>
<b>Deferred taxation (note 25):</b>				
Credit for the year	1,389,040	8,621,147	5,441	(19,919)
<b>Income tax (expense)/credit for the year</b>	<b>(728,146)</b>	<b>7,991,525</b>	<b>5,441</b>	<b>801,809</b>

# Stivala Group Finance p.l.c.

## Notes to the Consolidated Financial Statements for the year ended 31 December 2022

### 11. Income tax (continued)

#### Tax reconciliation

	The Group		The Company	
	2022	2021	2022	2021
	€	€	€	€
Profit before tax	27,035,170	4,395,177	31,419,896	(21,182,263)
Taxation charge thereon	9,462,311	1,538,311	10,996,964	(7,413,792)
<i>Tax effect of:</i>				
- excess of carrying amount of property, plant and equipment over tax base	83,086	(556,319)	-	-
- expenses not allowed for tax purposes	1,649,008	24,699,665	884,147	21,814,926
- income not allowed for tax purposes	(11,111,319)	(26,936,483)	(11,881,111)	(14,401,134)
- income taxed at different rates	2,117,186	1,261,407	-	-
- unabsorbed capital allowances	(432,541)	(834,843)	-	-
- investment tax credit	(575,000)	(52,860)	-	-
- unabsorbed tax losses	18,515	(709,828)	18,515	18,515
- change in the fair value of investment property	729,530	(3,006,588)	-	-
- effect of adoption of IFRS 16	2,703	1,854	-	-
- provision for estimated credit losses	(1,021,037)	(2,764,056)	(23,956)	1,404
- under provision of prior year tax charge	(194,296)	(631,785)	-	(821,728)
Income tax credit for the year	728,146	(7,991,525)	(5,441)	(801,809)

#### Current taxation

Taxation due/(recoverable) is made up as follows:

	The Group		The Company	
	2022	2021	2022	2021
	€	€	€	€
As at 1 January	3,454,660	2,982,619	(22,095)	(904,041)
Underprovision of tax in prior years	-	(631,785)	-	(821,728)
Income tax expense	2,117,186	1,261,407	-	-
Tax refund/(excess) tax refund in prior year	-	(294,247)	840,140	2,543,814
	5,571,846	3,317,994	818,045	818,045
Payments:				
Provisional tax	(84)	-	-	-
Settlement tax	-	(768,769)	-	-
Final withholding tax at 5% and 8%	(714,205)	(12,750)	-	-
Tax at source	-	-	(840,140)	(840,140)
	(714,289)	(781,519)	(840,140)	(840,140)
Reclassification to accrual:				
Final withholding tax at 15%	(2,209,070)	918,185	-	-
As at 31 December	2,648,487	3,454,660	(22,095)	(22,095)

# Stivala Group Finance p.l.c.

## Notes to the Consolidated Financial Statements for the year ended 31 December 2022

### 12. Equity dividends

	The Group		The Company	
	2022	2021	2022	2021
	€	€	€	€
Net dividend on ordinary shares distributed from final tax account	12,000,000	-	12,000,000	-
Total net dividends during the year	12,000,000	-	12,000,000	-
Amount of net dividend in cents per share	47.06	-	47.06	-

### 13. Property, plant and equipment

#### The Group

##### *Fair value*

The fair value of the freehold buildings as at 31 December 2022 is based on a valuation carried out by an independent architect on 12 October 2022 for properties pledged to secure borrowings, and valuation assessed by the directors on 31 December 2022 for all remaining properties as at year end, which includes the consideration of wear and tear. The Group assessed that there are no conditions that would significantly increase or decrease the fair value of assets determined on 12 October 2022 except for acquisition of property and other additions after 12 October 2022, whose costs are being considered by the directors as being equivalent to its fair value. The architect is qualified and has experience in valuation of properties of similar locations and categories. As at 31 December 2022, management assessed whether there are any significant changes to the significant inputs of the valuation. The fair value movement were credited to other comprehensive income and subsequently transferred to revaluation reserve under equity.

Owner-occupied property is disclosed in property, plant and equipment as Buildings.

These consist mainly of residential and commercial buildings with a carrying amount of €25,911,228 (2021: €24,825,898), had these assets been carried at cost less accumulated depreciation. As at 31 December 2022 and 2021, these properties have been categorised to fall within level 2 of the fair value hierarchy. The different levels in the fair value hierarchy have been defined in note 32. The Group policy is to recognise transfers into and out of fair value hierarchy levels as of date of the event of change in circumstances that caused the transfer. There were no transfers between levels during the year. For all properties, their current use equates to the highest and best use.

For properties categorised under Level 2 of the fair value hierarchy as at 31 December 2022 and 2021, the following techniques and inputs were used:

Type of property	Technique	Inputs
Commercial properties	Market approach	Value of the properties are based on the selling price of similar types of properties.
Residential properties	Market approach	

# Stivala Group Finance p.l.c.

## Notes to the Financial Statements for the year ended 31 December 2022

### 13. Property, plant and equipment (continued)

Cost/ Valuation	The Group									
	Buildings	Motor Vehicles	Kitchen equipment	Computer equipment	Plant and machinery	Furniture, fittings and office equipment	Electrical installations	Energy saving equipment	Total	
€	€	€	€	€	€	€	€	€	€	€
As at 1 January 2021	227,181,199	463,841	67,043	327,026	544,986	6,873,419	4,909,851	1,088,961	241,406,326	
Additions	3,377,383	37,713	55,704	5,401	357,488	630,219	739,414	43,085	5,246,407	
Transfer from investment property (note 17)	(112,897,902)	-	-	-	-	-	-	-	(112,897,902)	
Revaluation surplus (note 28)	30,676,399	-	-	-	-	-	-	-	30,676,399	
As at 31 December 2021	148,337,079	501,554	122,747	332,427	902,474	7,503,638	5,649,265	1,082,046	164,431,230	
Additions	1,706,025	45,000	20,650	59,175	131,411	464,311	709,774	-	3,136,346	
Revaluation surplus (note 28)	6,741,195	-	-	-	-	-	-	-	6,741,195	
As at 31 December 2022	156,784,299	546,554	143,397	391,602	1,033,885	7,967,949	6,359,039	1,082,046	174,308,771	
<b>Depreciation</b>										
As at 1 January 2021	2,318,176	283,929	31,947	158,872	370,124	4,579,360	2,268,804	773,831	10,785,043	
Charge for the year	-	101,205	21,424	69,528	198,215	1,694,925	1,121,236	267,195	3,473,728	
Revaluation surplus (note 29)	(2,318,176)	-	-	-	-	-	-	-	(2,318,176)	
As at 31 December 2021	-	385,134	53,371	228,400	568,339	6,274,285	3,390,040	1,041,026	11,940,595	
Charge for the year	2,814,333	63,537	21,299	111,475	66,374	266,526	415,958	9,279	3,768,781	
As at 31 December 2022	2,814,333	448,671	74,670	339,875	634,713	6,540,811	3,805,998	1,050,305	15,709,376	
<b>Net book amount</b>										
As at 31 December 2021	148,337,079	116,420	69,376	104,027	334,135	1,229,353	2,259,225	41,020	152,490,635	
As at 31 December 2022	153,969,966	97,883	68,727	51,727	399,172	1,427,138	2,553,041	31,741	158,599,395	

# Stivala Group Finance p.l.c.

## Notes to the Consolidated Financial Statements for the year ended 31 December 2022

### 14. Investment in subsidiaries

#### The Company

	2022	2021
	€	€
<b>Cost</b>		
As at 1 January	60,004,872	60,004,895
Reduction due to major shareholder's divestiture (see note 22)	-	(23)
As at 31 December	<u>60,004,872</u>	<u>60,004,872</u>

As at 31 December 2022, the Company held the following equity interests:

Undertaking/ Registered Office	Number, class and nominal value of shares held	Percentage of issued shares held
<i>Subsidiary</i>		
Carmelo Stivala Group Limited	4,872 Ordinary shares, 60,000,000 Redeemable	100%
143, The Strand, Gzira, Malta	Preference Shares, of €1 each fully paid up	100%

The subsidiary was engaged in renting out properties to related parties. It is a holding company. The Company also acts as a guarantor to the bonds issued by Stivala Group Finance p.l.c..

#### *Sub-subsidiaries*

ST Hotels Ltd.	500,000 Ordinary shares, of €1 each fully paid up	100%
143, The Strand, Gzira, Malta		

The subsidiary was engaged in operating hotels and hostels. It also rents out properties.

ST Properties Ltd	1,200 Ordinary shares, of €1 each fully paid up	100%
143, The Strand, Gzira, Malta		

The subsidiary is principally engaged in renting out properties.

### 15. Investment in associates

	The Group		The Company	
	2022	2021	2022	2021
	€	€	€	€
<b>Cost</b>				
As at 1 January	307,544	354,844	-	-
Share in loss	(33,959)	(47,300)	-	-
As at 31 December	<u>273,585</u>	<u>307,544</u>	<u>-</u>	<u>-</u>



# Stivala Group Finance p.l.c.

## Notes to the Consolidated Financial Statements for the year ended 31 December 2022

As at 31 December 2022, the Company (through its subsidiary) held the following equity interests:

Undertaking / Registered Office	Number, class and nominal value of shares held	Percentage of issued shares held
---------------------------------	------------------------------------------------	----------------------------------

### *Associates*

Civala Limited Vincenti Buildings, 25/25 Strait Street Valletta VLT 1432, Malta	600 Ordinary shares, of €1 each 20% paid up	50%
------------------------------------------------------------------------------------------	---------------------------------------------------	-----

The associate has been engaged to acquire and hold assets of whatsoever nature, whether movable or immovable, corporal or incorporeal, whether by way of title, real or personal, or on behalf of others.

Platinum Developments Ltd 143, The Strand Gzira Gzira GZR 1026, Malta	600 Ordinary shares, of €1 each 20% paid up	50%
--------------------------------------------------------------------------------	---------------------------------------------------	-----

The associate is principally engaged to act as building developers, contractors, designers and ancillary services to building industry.

Sliema Creek Lido Limited Number 2, Geraldu Farrugia Street, Zebbug ZBG 4351, Malta	500 'B' Ordinary shares, of €1 each fully paid up	33%
----------------------------------------------------------------------------------------------	---------------------------------------------------------	-----

The associate was engaged in operation of a lido.

Aqualuna Lido Ltd Number 2, Geraldu Farrugia Street, Zebbug ZBG 4351, Malta	500 'B' Ordinary shares, of €1 each fully paid up	33%
--------------------------------------------------------------------------------------	---------------------------------------------------------	-----

The associate will be engaged in operation of a lido.

Summarised financial information of the associates, based on their latest audited financial statements, and reconciliation with the carrying amount of the investments in the consolidated financial statements are set out below. The amounts presented are extracted from the most updated and available financial statements of the associates as at and for the year ended:

Undertaking	Accounting period
Civala Limited	31 December 2022
Platinum Developments Ltd	31 December 2022
Sliema Creek Lido Limited	31 December 2022
Aqualuna Lido Ltd	31 December 2022

## Stivala Group Finance p.l.c.

### Notes to the Financial Statements for the year ended 31 December 2022

#### 15. Investment in associates (continued)

The aggregate capital and reserves as at the end of the under mentioned accounting period and the results for the said period of the Company were as follows:

	Platinum Developments													
	Civala Limited			Limited			Sliema Creek Lido Ltd			Aqualuna Lido Ltd			Total	
	2022	2021	2022	2021	2022	2021	2022	2021	2022	2021	2022	2021	2022	2021
Percentage ownership interest	50%	50%	50%	50%	33%	33%	33%	33%	33%	33%	33%	33%	33%	33%
Non-current assets			7,804,751	7,860,160	546	590	105,114	65,331	105,114	65,331	7,910,411	7,926,081	1,333,335	1,148,806
Current asset	401	240	551,739	399,821	219,168	230,276	562,027	518,469	562,027	518,469	1,333,335	1,148,806	1,333,335	1,148,806
Non-current liabilities	(10,161)	(8,696)	(7,618,643)	(7,060,729)	-	-	-	-	-	-	(7,618,643)	(7,060,729)	(7,618,643)	(7,060,729)
Current liabilities	(9,760)	(8,456)	(192,914)	(586,403)	(226,520)	(237,717)	(666,522)	(669,167)	(666,522)	(669,167)	(1,096,117)	(1,501,983)	(1,096,117)	(1,501,983)
Net Asset (Liability) (100%)			544,933	612,849	(6,806)	(6,851)	619	(85,367)	619	(85,367)	528,986	512,175	528,986	512,175
Group's share on net asset (liability)*	(4,880)	(4,228)	272,465	306,424	(2,268)	(2,283)	204	(28,171)	204	(28,171)	265,521	271,742	265,521	271,742
Adjustments	4,880	4,228	120	120	2,768	2,783	296	28,671	296	28,671	8,064	35,802	8,064	35,802
Group's carrying amount of the investment	-	-	272,585	306,544	500	500	500	500	500	500	273,585	307,544	273,585	307,544
Net Asset (liabilities) include (100%):														
Cash and cash equivalent	240	240	57,028	7,558	71,362	16,544	-	-	71,362	16,544	-	-	128,630	24,342
Non-current financial assets	-	-	-	-	-	-	-	-	-	-	-	-	-	-
Revenue and other income	-	-	187,327	165,785	154,600	66,431	1,377,875	439,158	1,377,875	439,158	1,719,802	671,374	1,719,802	671,374
Cost of sale	-	-	-	-	(150,000)	(63,699)	(201,777)	(246,234)	(201,777)	(246,234)	(351,777)	(309,933)	(351,777)	(309,933)
Interest expense	-	-	-	-	-	-	-	-	-	-	-	-	-	-
Other expense	(1,304)	(1,157)	(255,244)	(260,384)	(4,555)	(11,084)	(377,537)	(279,791)	(377,537)	(279,791)	(638,640)	(552,416)	(638,640)	(552,416)
Change in fair value of investment property	-	-	-	-	-	-	-	-	-	-	-	-	-	-
(Loss)/profit before tax	(1,304)	(1,157)	(67,917)	(94,599)	45	(8,352)	798,561	(86,867)	798,561	(86,867)	729,385	(190,975)	729,385	(190,975)
Income tax expense	-	-	-	-	-	-	(106,886)	-	(106,886)	-	(106,886)	-	(106,886)	-
Other comprehensive loss	-	-	-	-	-	-	-	-	-	-	-	-	-	-
Total comprehensive (loss)/profit (100%)	(1,304)	(1,157)	(67,917)	(94,599)	45	(8,352)	691,675	(86,867)	691,675	(86,867)	622,499	(190,975)	622,499	(190,975)
Group's share of (loss)/profit for the year	-	-	(33,959)	(47,300)	15	-	228,253	-	228,253	-	194,309	(47,300)	194,309	(47,300)
Prior year losses taken up this year	-	-	306,544	353,844	(15)	-	(228,253)	-	(228,253)	-	78,276	353,844	78,276	353,844
Group's share in profit at yearend	-	-	272,585	306,544	-	-	-	-	-	-	272,585	306,544	272,585	306,544

# Stivala Group Finance p.l.c.

## Notes to the Consolidated Financial Statements for the year ended 31 December 2022

### 16. Financial assets and financial liabilities

#### 16.1 Financial assets

	The Group		The Company	
	2022	2021	2022	2021
	€	€	€	€
<b>Debt instruments at amortised cost:</b>				
<i>Current assets</i>				
Trade receivables - net of ECL (note 21)	476,586	479,265	-	-
Other receivables - net of ECL (note 21)	361,769	538,022	-	-
Amounts owed by directors - net of ECL (note 21)	7,808,987	7,182,242	1,517,000	-
<i>Total trade and other receivables</i>	<u>8,647,342</u>	<u>8,199,529</u>	<u>1,517,000</u>	<u>-</u>
<i>Other financial assets</i>				
Loans to subsidiary undertakings - net of ECL	-	-	11,406,839	-
Loans to associates - net of ECL	5,140,836	5,059,446	-	-
Loans to other related undertakings - net of ECL	2,751,328	2,696,718	-	-
Loans to other parties - net of ECL	428,125	248,125	-	-
<i>Total other financial assets</i>	<u>8,320,289</u>	<u>8,004,289</u>	<u>11,406,839</u>	<u>-</u>
<b>Total debt instruments at amortised cost</b>	<u>16,967,631</u>	<u>16,203,818</u>	<u>14,440,839</u>	<u>-</u>

All of the above debt instruments at amortised cost are interest free, unsecured and repayable on demand. The Group's exposure to credit risk related to these financial assets is disclosed in note 31. As at the reporting date, these financial assets were fully performing and hence do not contain impaired assets. However, due to the implementation of IFRS 9, the assets are measured at amortised cost and estimated credit losses have to be calculated.

Allowance for ECL on loans to associates, other related undertakings and other parties amounted to €571,912, €10,377,717 and €1,875 (2021: €72,125, €7,924,119 and €1,875), respectively. Movement in the allowance forms part of the total provision for ECL reported in the statement of profit or loss and other comprehensive income.

# Stivala Group Finance p.l.c.

## Notes to the Financial Statements for the year ended 31 December 2022

### 16. Financial assets and financial liabilities (continued)

#### 16.2 Financial liabilities: Loans and borrowings

	Interest rate	Maturity	The Group		The Company	
			2022	2021	2022	2021
			€	€	€	€
<b>Current loans and borrowings</b>						
Bank overdrafts (notes 31)	4% - 5%	on demand	1,498,058	1,539,387	-	-
Bank loans (notes 31)	2.50% - 4%	2025 - 2035	3,346,878	3,328,612	-	-
Loans from subsidiary undertakings	no interest	on demand	-	-	-	18,567,863
Loans from associate (note 31)	no interest	on demand	124	-	-	-
Amount due to other related undertakings	no interest	on demand	520,396	-	-	-
Proposed dividend	no interest	on demand	12,000,000	-	12,000,000	-
Finance lease liability (note 31)	3.25% - 3.99%	2023 - 2029	169,904	232,626	-	-
			<b>17,535,360</b>	<b>5,100,625</b>	<b>12,000,000</b>	<b>18,567,863</b>
<b>Non-current loans and borrowings</b>						
450,000 and 150,000 (€100 face value) secured bonds	3.65% - 4%	2027 - 2029	59,730,000	59,670,000	59,730,000	59,670,000
Bank loans (notes 31)	2.50% - 4%	2025 - 2035	25,749,011	20,620,082	-	-
Finance lease liability (note 31)	3.25% - 3.99%	2023 - 2029	225,046	394,949	-	-
			<b>85,704,057</b>	<b>80,685,031</b>	<b>59,730,000</b>	<b>59,670,000</b>
<b>Other Financial Liabilities at amortised cost, other than loans and borrowings</b>						
Trade and other payables (note 23)			12,807,664	12,808,095	841,180	836,358

# Stivala Group Finance p.l.c.

## Notes to the Consolidated Financial Statements for the year ended 31 December 2022

### 16. Financial assets and financial liabilities (*continued*)

#### 16.2 Financial liabilities: Loans and borrowings (*continued*)

##### The Company

The secured bonds are measured at the amount of the net proceeds adjusted for the amortisation of the difference between the net proceeds and the redemption value of the bonds, using effective yield method as follows:

	2022	2021
	€	€
Face value of the secured bonds	60,000,000	60,000,000
Unamortised bond issue cost	(270,000)	(330,000)
Amortised cost	<u>59,730,000</u>	<u>59,670,000</u>

By virtue of the prospectus dated 25 September 2017 and 18 July 2019, the Company issued 45,000,000 4% secured bonds with a face value of €100 each, redeemable at par on 18 October 2027 and 15,000,000 3.65% secured bonds with a face value of €100 each, redeemable at par on 29 July 2029, respectively. The amount is made up of the two bond issues of €45 million and €15 million respectively, net of the bond issue costs which are being amortised over the lifetime of the bonds. These bonds are guaranteed by Carmelo Stivala Group Limited, which bound itself jointly and severally liable with the issuer. The bonds are secured by a first-ranking special hypothec over various guarantor's property, and pledge on various insurance proceeds (notes 13 and 17), pursuant to and subject to the terms and conditions in the prospectus.

The bond bear interest rate of 4.00% per annum on the nominal value payable annually in arrears every 18th of October with respect to the €45 million bond issue and 3.65% per annum on the nominal value payable annually in arrears every 18th of July with respect to the €15 million bond issue.

The bonds are listed on the Official Companies List of the Malta Stock Exchange. The quoted market prices as at 31 December 2022 for the secured bonds was €99.98 and €95.00 (2021: €103.50 and €102.90), respectively, which in the opinion of the Directors fairly represents the fair value of these financial liabilities and which is considered to be a Level 1 valuation within the fair value hierarchy.

##### The Group

The bank overdraft and bank loans bear interest ranging between 2.50% to 5% per annum (2021: 0.35% to 5%). These facilities are secured by a general hypothec over the Group's assets, special hypothec and guarantees over some of the Group's immovable properties, by joint and several personal guarantees and by pledge over the Group's insurance policies.

The bank overdrafts are repayable on demand. Information about the contractual terms of the Group's loans including interest are disclosed in note 31.

The loans from associate are unsecured, interest-free and repayable on demand.

## Stivala Group Finance p.l.c.

### Notes to the Consolidated Financial Statements for the year ended 31 December 2022

#### 16. Financial assets and financial liabilities (*continued*)

##### 16.2 Financial liabilities: Loans and borrowings (*continued*)

The interest rate exposures of borrowings are as follows:

	The Group		The Company	
	2022	2021	2022	2021
	€	€	€	€
Total borrowings:				
At fixed rates	90,718,897	85,785,656	59,730,000	59,670,000
<i>Effective interest rates:</i>				
Bank overdrafts	4% - 5%	4% - 5%	-	-
Bank loans	2.50% - 4%	2.50% - 4%	-	-
450,000 (€100 face value) secured bonds 2027	4.00%	4.00%	4.00%	4.00%
150,000 (€100 face value) secured bonds 2029	3.65%	3.65%	3.65%	3.65%
Lease liability	3.25% - 3.99%	3.25% - 3.99%	-	-

This note provides information about the Company's borrowings. For more information about the Company's exposure to interest rate and liquidity risk, see note 31.

#### 17. Investment property

	The Group		The Company	
	2022	2021	2022	2021
	€	€	€	€
<b>Valuation</b>				
As at 1 January	178,713,402	34,337,699	-	-
Additions	14,697,275	3,009,870	-	-
Transfer to property held-for-sale (note 20)	(2,155,932)	(1,500,000)	-	-
Change in fair value	9,119,132	29,967,931	-	-
Transfer from property, plant and equipment (note 13)	-	112,897,902	-	-
As at 31 December	200,373,877	178,713,402	-	-

##### *Fair value*

Market valuations are performed by independent professional architects every three years or earlier whenever their fair values differ materially from their carrying amounts. In the year when a market valuation is not performed, an assessment of the fair value is performed to reflect market conditions at the year-end date.

# Stivala Group Finance p.l.c.

## Notes to the Consolidated Financial Statements for the year ended 31 December 2022

### 17. Investment property (*continued*)

The fair value of the Group's investment properties as at 31 December 2022 is based on a valuation carried out by an independent architect on 12 October 2022 for properties pledged to secure borrowings, and valuation assessed by the directors for all remaining properties as at year end. The Group assessed that there are no conditions that would significantly increase or decrease the fair value of assets determined on 12 October 2022 except for acquisition of property and other additions after 12 October 2022, whose costs are being considered by the directors as being equivalent to its fair value. The architect is qualified and has experience in valuation of properties of similar locations and categories. As at 31 December 2022, management also assessed whether there are any significant changes to the significant inputs of the valuation. The fair value movement were credited to profit or loss and subsequently transferred to revaluation reserve under equity.

As at 31 December 2022 and 2021, these properties have been categorised to fall within level 2 of the fair value hierarchy. The different levels in the fair value hierarchy have been defined in note 31. The Group policy is to recognise transfers into and out of fair value hierarchy levels as of date of the event of change in circumstances that caused the transfer. There were no transfers between levels during the year. For all properties, their current use equates to the highest and best use.

#### *Reconciliation of fair value:*

	Office properties	Commercial properties	Residential properties	Total
	€	€	€	€
As at 1 January 2021	7,325,479	15,793,192	11,219,028	34,337,699
Additions	321,895	94,051	2,593,924	3,009,870
Transfer to property held-for-sale (note 20)	-	-	(1,500,000)	(1,500,000)
Transfer to property, plant and equipment (note 13)	46,310,296	28,575,159	38,012,447	112,897,902
Fair value change recognised in profit or loss	3,265,817	14,636,290	12,065,824	29,967,931
As at 31 December 2021	57,223,487	59,098,692	62,391,223	178,713,402
Additions	665,106	11,375,209	2,656,960	14,697,275
Transfer to property held-for-sale (note 20)	-	(1,566,439)	(589,493)	(2,155,932)
Fair value change recognised in profit or loss	9,319,132	(700,000)	500,000	9,119,132
As at 31 December 2022	67,207,725	68,207,462	64,958,690	200,373,877

# Stivala Group Finance p.l.c.

## Notes to the Consolidated Financial Statements for the year ended 31 December 2022

For investment properties categorised under Level 2 of the fair value hierarchy as at 31 December 2022 and 2021, the following techniques and inputs were used:

Type of property	Technique	Inputs
Commercial properties	Market approach	Value of the properties are based on the selling price of similar types of properties.
Residential properties	Market approach	
Office properties	Market approach	

As at year end, the Company did not had preliminary agreements for contractual agreements for the acquisition of investment property (2021: €870,000).

As at year end, the Company had investment property with a carrying amount of €57,800,000 (2021: €33,715,651) pledged to secure borrowings.

### 18. Intangible assets

	The Group		The Company	
	2022	2021	2022	2021
	€	€	€	€
<b>Cost - Computer Software</b>				
As at 1 January	124,797	124,797	-	-
Additions	7,200	-	-	-
As at 31 December	131,997	124,797	-	-
<b>Amortisation</b>				
As at 1 January	118,740	97,845	-	-
Charge for the year	7,857	20,895	-	-
As at 31 December	126,597	118,740	-	-
<b>Net book amount</b>				
As at 1 January	6,057	26,952	-	-
As at 31 December	5,400	6,057	-	-

### 19. Inventories

	The Group		The Company	
	2022	2021	2022	2021
	€	€	€	€
Goods held for resale	16,783	11,657	-	-

During 2022, €905,322 (2021: €469,478) was recognised as an expense during the year and included in cost of sales (note 7).



# Stivala Group Finance p.l.c.

## Notes to the Consolidated Financial Statements for the year ended 31 December 2022

### 20. Property held-for-sale

	The Group		The Company	
	2022	2021	2022	2021
<b>Cost</b>	€	€	€	€
As at 1 January	2,179,099	-	-	-
Additions	-	737,315	-	-
Transfer from investment property (note 17)	2,155,932	1,500,000	-	-
Disposals	(1,883,430)	(58,216)	-	-
As at 31 December	2,451,601	2,179,099	-	-

In 2021, the Group sold properties for resale costing €58,216 and sale value consideration of €255,000. The profit from these transactions were shown in the statement of profit or loss and other comprehensive income under revenue from contracts with customers (note 6).

### 21. Trade and other receivables

	The Group		The Company	
	2022	2021	2022	2021
	€	€	€	€
<b>Current</b>				
Trade receivables	483,950	522,668	-	-
Amounts owed by directors	7,864,035	7,233,978	1,517,000	-
Amounts owed by ultimate beneficial owners	1,518,353	1,353	-	-
Other receivables	364,417	541,534	-	-
Other advances	1,544,976	1,505,978	-	-
Indirect taxation	112,544	124,356	-	-
Prepayments and accrued income	26,140	29,808	-	-
	11,914,415	9,959,675	1,517,000	-
Allowance for ECL on (note 31):				
Trade receivables	(7,364)	(43,403)	-	-
Amounts owed by directors	(55,048)	(51,736)	(10,619)	-
Other receivables	(2,648)	(3,512)	-	-
	(65,060)	(98,651)	(10,619)	-
<b>Total trade and other receivables</b>	11,849,355	9,861,024	1,506,381	-

Trade receivables are non-interest bearing and are generally on terms of 30 to 90 days. The amounts owed by related parties are unsecured, interest free and repayable on demand. Other advances include advance deposits on purchase of properties.

# Stivala Group Finance p.l.c.

## Notes to the Consolidated Financial Statements for the year ended 31 December 2022

Set out below is the movement in the allowance for ECL on trade and other receivables:

	The Group		The Company	
	2022	2021	2022	2021
	€	€	€	€
As at 1 January	98,651	46,874	-	-
Provision for ECL (note 7)	(33,591)	51,777	10,619	-
As at 31 December	65,060	98,651	10,619	-

## 22. Assets held for distribution to owner

### Principal divestment of major shareholder

Pursuant to the framework agreement and promise of sale agreement made last 20 November 2020, the relinquishment of ownership of Mr. Carlo Stivala from Stivala group has been formally concluded on 26 April 2021 and was formally announced by Stivala Group Finance p.l.c. ('the Company') the next day, 27 April 2021.

In view of this event, the result were as follows:

- (i) the share capital of each of the Company, Carmelo Stivala Group Limited and North Harbour Limited has been reduced pursuant to the cancellation of all shares held therein by Carlo Stivala and Carmelo Stivala Trustee Limited as trustee of the Seaside Trust, the beneficiaries of which are Carlo Stivala and his descendants;
- (ii) the final deed of transfer in respect of the properties that were agreed to in terms of a promise of sale agreement as consideration due to Carlo Stivala and Carmelo Stivala Trustee Limited as trustee of the Seaside Trust, the beneficiaries of which are Carlo Stivala and his descendants, for the aforesaid parties to relinquish all of their rights and interests in the share capital of the companies forming part of the Stivala group, has been duly executed; and
- (iii) Carlo Stivala has resigned from the board of directors of all companies forming part of Stivala group of which he is a director.

In terms of the clause (i) above, the share capital of the Company has been reduced by €75,000, made up of €75,000 ordinary shares of €1 each, equivalent to 25% of the issued share capital of the Company. As a result, the indirect shareholding in the Company of each of Martin Stivala, Ivan Stivala and Michael Stivala and their respective descendants (the "ultimate beneficial owners") has increased from 25% to 33.33% of the Company's issued share capital.

Furthermore, the resultant issued share capital amounting to €225,000 has been increased by €30,000 to amount to €255,000 in accordance with Listing Rule 3.17. The afore-stated €30,000 ordinary shares of €1 each have been subscribed to as fully paid-up shares by Carmelo Stivala Trustee Limited on behalf of each of the ultimate beneficial owners.

The issued ordinary share capital of Carmelo Stivala Group Limited (CSGL) and the corresponding investment of the Company in CSGL have also been reduced by €24, made up of €24 ordinary shares of €1 each.

In terms of the clause (ii) above, the immovable properties with the value of €59,947,736 as disclosed in prior year annual financial report as 'assets held for distribution to owner', were transferred from Carmelo Stivala Group Limited to CAST Holdings Ltd, a company that is ultimately owned by Trimer Services Ltd as trustee of CAST Trust, the beneficiaries of which are Carlo Stivala and his descendants. Such value were ultimately closed to the Company where it represents part of the consideration due to the Trustee Seaside Trust, and full consideration due to Carlo Stivala, for the said parties relinquishing all of their interests in the share capital of the companies forming part of Stivala group.

# Stivala Group Finance p.l.c.

## Notes to the Consolidated Financial Statements for the year ended 31 December 2022

Such amount of transfer value of the properties amounting to €59,947,736 less Carlo Stivala's share capital amounting to €75,000 was presented as 'Loss on major shareholder's divestiture' disclosed in the Consolidated Statement of Profit or Loss and Other Comprehensive Income. Out of the transfer value of the properties mentioned previously, the amount of €38,741,687 represents fair value increments on such properties over the costs. Due to the divestiture, these were considered realised and presented as 'Gain on transfer of properties' in the Statement of Comprehensive Income of Carmelo Stivala Group Limited and were declared eventually as dividends to the Company for the same amount disclosed as 'Dividends receivable' in the Consolidated Statement of Profit or Loss and Other Comprehensive Income.

In terms of the clause (iii) above for companies within Stivala group, duly filled forms were submitted to Malta Business Registry to effect his removal from the board of directors of all companies forming part of Stivala group of which he is a director.

### 23. Trade and other payables

	The Group		The Company	
	2022	2021	2022	2021
	€	€	€	€
<b>Current</b>				
Amount received in advance	462,257	470,492	-	-
Trade payables	5,354,585	4,955,875	-	-
Other payables	2,447,017	1,895,243	12,395	6,814
<b>Indirect taxes and Social Security</b>				
Contributions	1,761,479	1,708,971	-	-
Accruals	1,059,362	1,042,620	828,785	829,544
Deferred rental income	1,722,964	2,734,894	-	-
<b>Total trade and other payables</b>	<b>12,807,664</b>	<b>12,808,095</b>	<b>841,180</b>	<b>836,358</b>

Trade payables are non-interest bearing and are normally settled between 30 to 90 days. Other payables which includes refundable security and other deposits to tenants.

Indirect taxes and social security contributions included due from prior years, which are being paid in installments in accordance with the agreements entered by the Group with Commission for Revenue.

The Group's exposure to liquidity risk related to trade and other payables is disclosed in note 31.

### 24. Leases

#### 24.1 The Group as a lessee

The Group has lease contracts for various buildings and furniture and fittings used in its operations. Leases of building has lease terms of 5 to 11 years, while furniture and fittings have lease terms of 5 years. The Group's obligations under its leases are secured by the lessor's title to the leased assets. Generally, the Group is not restricted from subleasing the leased assets (except when otherwise agreed with the lessor in special terms) and effecting major structural or layout alterations on the leased

The Group has a lease contract which includes in-substance fixed payments. The Group has no lease contracts containing variable lease payments that depend on an index or a rate, residual value guarantees and sales and leaseback transactions.

The Group has leases of garage with lease term of 12 months or less. The Group applies the 'short-term lease' recognition exemption for this lease. There are no other leases qualifying for short term or low value asset recognition exemptions applicable to the Company.

# Stivala Group Finance p.l.c.

## Notes to the Consolidated Financial Statements for the year ended 31 December 2022

### 24. Leases (continued)

#### 24.1 The Group as a lessee (continued)

Set out below are the carrying amounts of the Group's right-of-use assets recognised and the movements during the period:

	Buildings €	Furnitures and Fittings €	Total €
As at 1 January 2021	425,596	389,916	815,512
Lease modification	(76,181)	-	(76,181)
Additions	81,267	-	81,267
Depreciation expense (note 7)	(84,110)	(129,186)	(213,296)
As at 31 December 2021	346,572	260,730	607,302
Depreciation expense (note 7)	(95,717)	(129,186)	(224,903)
<b>As at 31 December 2022</b>	<b>250,855</b>	<b>131,544</b>	<b>382,399</b>

Set out below are the carrying amounts of lease liabilities included under interest-bearing loans and borrowings (note 16) and the movements during the period:

	The Group		The Company	
	2022 €	2021 €	2022 €	2021 €
As at 1 January	627,575	841,080	-	-
Lease modification	-	(82,977)	-	-
Additions	-	81,267	-	-
Payments	(252,713)	(239,813)	-	-
Accretion of interest (note 9)	20,088	28,018	-	-
<b>As at 31 December</b>	<b>394,950</b>	<b>627,575</b>	<b>-</b>	<b>-</b>
Current	169,904	232,626	-	-
Non-current	225,046	394,949	-	-

The maturity analysis of lease liabilities are disclosed in note 31.

# Stivala Group Finance p.l.c.

## Notes to the Consolidated Financial Statements for the year ended 31 December 2022

### 24. Leases (*continued*)

#### 24.1 The Group as a lessee (*continued*)

The following are the amounts recognised in profit or loss:

	The Group		The Company	
	2022	2021	2022	2021
	€	€	€	€
Depreciation expense of right-of-use assets	224,903	213,296	-	-
Interest expense on lease liabilities	20,088	28,018	-	-
Expense relating to short-term leases and leases of low-value assets (included in administrative expenses) (note 7)	95,894	40,346	-	-
Total amount recognised in profit or loss	340,885	281,660	-	-

The Group had total cash outflows for leases of €252,713 in 2022 (€239,813 in 2021). In 2022, there is no non-cash addition to right-of-use assets and lease liabilities (2021: €81,267), respectively.

#### 24.2 The Group as a lessor

The Group has entered into operating leases on its property portfolio consisting of certain commercial and residential buildings (see notes 13 and 17). These leases have terms of between 1 and 3 years for the non-cancellable portion, while up to 8 years for the cancellable portion thereafter. All leases include a clause to enable upward revision (usually 10%) of the rental charge at various intervals on a cumulative basis (in-substance fixed payments) as a precaution to prevailing market conditions throughout the whole lease term. The Group is not exposed to foreign currency risk as a result of the lease arrangements, as all leases are denominated in euro. Rental income recognised by the Group during the year is €9,353,209 (2021: €8,367,051).

Future minimum rentals receivable under non-cancellable operating leases as at 31 December are as follows:

	The Group		The Company	
	2022	2021	2022	2021
	€	€	€	€
Within one year	2,744,507	2,744,507	-	-
After one year but not more than five years	2,326,705	2,326,705	-	-
More than five years	457,169	457,169	-	-
	5,528,381	5,528,381	-	-

# Stivala Group Finance p.l.c.

## Notes to the Consolidated Financial Statements for the year ended 31 December 2022

### 25. Deferred taxation

#### Deferred tax liability

	The Group		The Company	
	2022	2021	2022	2021
	€	€	€	€
As at 1 January	(25,513,615)	(25,880,637)	-	-
(Charge)/Credit in profit or loss (note 11)	(729,530)	3,006,588	-	-
Charge in other comprehensive income	(2,359,418)	(2,639,566)	-	-
As at 31 December	(28,602,563)	(25,513,615)	-	-

The balance represents:

	The Group		The Company	
	2022	2021	2022	2021
	€	€	€	€
Tax effect of temporary differences relating to:				
Asset revaluations	(28,602,563)	(25,513,615)	-	-

#### Deferred tax asset

	The Group		The Company	
	2022	2021	2022	2021
	€	€	€	€
As at 1 January	10,573,639	4,959,080	291,410	311,329
Credit/(charge) in profit or loss (note 11)	2,118,570	5,614,559	5,441	(19,919)
As at 31 December	12,692,209	10,573,639	296,851	291,410

The balance represents:

	The Group		The Company	
	2022	2021	2022	2021
	€	€	€	€
Tax effect of temporary differences relating to:				
Excess of capital allowances over depreciation	1,647,569	1,730,655	-	-
Unabsorbed capital allowances	2,373,855	1,941,314	-	-
Unrelieved tax losses	2,622,134	2,640,649	272,895	291,410
Allowance for estimated credit losses	3,856,039	2,835,002	23,956	-
Leases	198,058	6,465	-	-
Investment tax credit	1,994,554	1,419,554	-	-
	12,692,209	10,573,639	296,851	291,410

# Stivala Group Finance p.l.c.

## Notes to the Consolidated Financial Statements for the year ended 31 December 2022

Deferred income taxes are calculated on all temporary differences under the liability method and are measured at the tax rates that are expected to apply to the period when the asset is realized or the liability is settled based on tax rates (and tax laws) that have been enacted by the end of the reporting period. The principal tax used is 35% (2021: 35%) with the exception of deferred taxation on the fair valuation of non-depreciable investment property which is computed on the basis applicable to disposals of immovable property that is tax effect of 8% (2021: 8%) of the transfer value.

The Group and the Company did not have unrecognised deferred income tax assets that could be carried forward against future taxable income as at 31 December 2022 and 31 December 2021.

### 26. Share capital

	The Group		The Company	
	2022	2021	2022	2021
	€	€	€	€
<b>Authorised:</b>				
500,000 Ordinary shares of €1 each	500,000	500,000	500,000	500,000
<b>Issued and fully paid up:</b>				
255,000 Ordinary shares of €1 each	255,000	255,000	255,000	255,000

Each ordinary share gives the right to one vote, participates equally in profits distributed by the company and carries equal rights upon distribution of assets by the company in the event of winding up. See note 22 for more information on the reduction of issued share capital of the Group and the Company.

### 27. Earnings per share

Earnings per share is based on the profit for the year attributable to the owners of the Group divided by the weighted average number of ordinary shares in issue during the year.

	The Group		The Company	
	2022	2021	2022	2021
	€	€	€	€
Profit for the year attributable to shareholders:				
- Basic profit/(loss) for year attributable to ordinary equity holders of the parent	26,307,024	12,386,702	31,425,337	(20,380,454)
Weighted average number of ordinary shares in issue (note 26)	255,000	255,000	255,000	255,000
Earnings/(loss) per share (cents)				
- Basic profit/(loss) for year attributable to ordinary equity holders of the parent	103.16	48.58	123.24	(79.92)

There is no difference between the basic and diluted earnings per share as the Group and Company has no potential dilutive ordinary shares.

# Stivala Group Finance p.l.c.

## Notes to the Consolidated Financial Statements for the year ended 31 December 2022

### 28. Revaluation reserve

	The Group		The Company	
	2022	2021	2022	2021
	€	€	€	€
As at 1 January	225,017,482	200,672,324	-	-
Reduction due to major shareholder's divestiture (see note 22)	-	(33,580,348)	-	-
Revaluation of property, plant and equipment, net of deferred tax (note 13 and 25)	4,381,777	30,355,009	-	-
Revaluation of investment property, net of deferred tax (note 17 and 25)	8,389,602	27,570,497	-	-
As at 31 December	237,788,861	225,017,482	-	-

The revaluation reserve comprises the revaluation of property, plant and equipment and investment properties, net of deferred taxation due to change in fair market value which are unrealised at the reporting date. The change in fair value of investment properties are transferred from retained earnings to this reserve since these gains are not considered by the directors to be available for distribution. Upon disposal of the respective investment property, realised fair value gains are transferred back to retained earnings. This reserve is a non-distributable reserve.

### 29. Incentives and benefits reserves

	The Group		The Company	
	2022	2021	2022	2021
	€	€	€	€
As at 1 January	4,825,440	4,825,440	-	-
Derecognition due to disposal of subsidiary	(4,825,440)	-	-	-
As at 31 December	-	4,825,440	-	-

The incentives and benefits reserve represents profits set aside for re-investment in terms of Section 6(1) and 36(2) of the Business Promotion Act. Amounts included in this reserve can only be distributed by way of capitalization of profits.



# Stivala Group Finance p.l.c.

## Notes to the Consolidated Financial Statements for the year ended 31 December 2022

### 30. Cash and cash equivalents

The cash and cash equivalents comprise the following statement of financial position amount:

	The Group		The Company	
	2022	2021	2022	2021
	€	€	€	€
Cash at banks and in hand	1,589,150	202,471	8,232	4,597
Allowance for ECL	(695)	(3,237)	-	-
Bank overdrafts (note 16)	(1,498,058)	(1,539,387)	-	-
As at 31 December	90,397	(1,340,153)	8,232	4,597

Set out below is the movement in the allowance for ECL on cash in banks:

	The Group		The Company	
	2022	2021	2022	2021
	€	€	€	€
As at 1 January	3,237	-	-	-
Provision for ECL (note 7)	(2,542)	3,237	-	-
As at 31 December	695	3,237	-	-

### 31. Financial risk management objectives and policies

The Group's principal financial assets comprise trade and other receivables, loans receivable and cash and cash equivalents. Its principal financial liabilities comprise trade and other payables, borrowings and lease liabilities.

The Group is exposed to market risk, credit risk, liquidity risk, fair value risk and capital risk management.

The Board of Directors reviews and agrees policies for managing each of these risks which are summarised below.

#### *Market risk*

Market risk is the risk that the fair value of future cash flows of a financial instrument will fluctuate because of changes in market prices. Market prices comprise four types of risk: interest rate risk, currency risk, commodity price risk and other price risk. Financial instruments affected by market risk include borrowings. The Group is only exposed to interest rate risk.

#### *Interest rate risk*

Interest rate risk is the risk that the fair value of future cash flows of a financial instrument will fluctuate because of changes in market interest rates.

Except as disclosed in note 16, the Group's borrowings are non-interest bearing. Borrowings issued at fixed rates consist primarily of bank loans, 3.65% and 4% secured bonds which are carried at amortised cost, and therefore do not expose the Group to cash flow and fair value interest rate risk.

Exposure to cashflow interest rate risk arises in respect of interest payments relating to bank loans amounting to €5,165,461 (2021: €2,687,345).

The Company's exposure to interest rate risk is limited to the variable interest rates on bank overdraft and bank loans. Based on observations of current market conditions, the directors consider an upward or downward movement in interest of 1% to be reasonable possible. However, the potential impact of such movement is considered immaterial. As a result, the Company is not subject to significant amounts of risk due to fluctuations on the prevailing levels of market interest rates.

# Stivala Group Finance p.l.c.

## Notes to the Consolidated Financial Statements for the year ended 31 December 2022

### *Credit risk*

Credit risk is the risk that a counterparty will not meet its obligations under a financial instrument or customer contract, leading to a financial loss. The Group is exposed to credit risk from its operating activities (primarily trade receivables and contract assets) and from its financing activities including deposits with banks and loans to related undertakings.

Customer credit risk is managed by the Group's management subject to the Group's established policy, procedures and control relating to customer credit risk management. Credit quality of a customer is assessed based on each individual's credit limits. Outstanding customer receivables are regularly monitored. An impairment analysis is performed at the reporting date on an individual basis. The Group exercises a prudent credit control policy, and accordingly, it is not subject to any significant exposure or concentration of credit risk.

The Group banks only with local financial institutions with high quality standard or rating. The Group's operations are principally carried out in Malta and most of the Group's revenue originates from clients based in Malta.

**Stivala Group Finance p.l.c.**  
**Notes to the Financial Statements**  
**for the year ended 31 December 2022**

**31. Financial risk management objectives and policies (continued)**

Set out below is the information about the credit risk exposure on the Group and Company's financial assets and contract assets subject to ECL under IFRS 9.  
31 December 2022

	The Group							
	Trade receivables (notes 16 and 21)	Loans to other related undertakings (note 16)	Loans to associates (notes 16 and 21)	Loans to other party (note 16)	Other receivables (notes 16 and 21)	Amounts owed by directors (notes 16 and 21)	Cash and cash equivalents (note 31)	Total
Approach in measuring ECL	<i>Simplified</i>	<i>General</i>	<i>General</i>	<i>General</i>	<i>General</i>	<i>General</i>	<i>General</i>	
Probability of default	0% - 32.26%	0.70% - 100%	1.34% - 100%	1%	0.70% - 1.09%	0.70%	0.06%	
Loss given default	N/A	100%	100%	75%	100%	0%	45%	
Estimated gross carrying amount at default	245,388	14,646,045	5,712,748	250,000	308,192	7,864,035	2,574,156	
Allowance for ECL (Decrease) / increase in provision for ECL (note 7)	7,364 (36,039)	10,377,717 2,453,598	571,912 499,787	1,875 -	2,648 (864)	55,048 3,312	695 (2,542)	11,017,259 2,917,252
31 December 2021								
	The Group							
	Trade receivables (notes 16 and 21)	Loans to other related undertakings (note 16)	Loans to associates (notes 16 and 21)	Loans to other party (note 16)	Other receivables (notes 16 and 21)	Amounts owed by directors (notes 16 and 21)	Cash and cash equivalents (note 31)	Total
Approach in measuring ECL	<i>Simplified</i>	<i>General</i>	<i>General</i>	<i>General</i>	<i>General</i>	<i>General</i>	<i>General</i>	
Probability of default	1.49% - 42.32%	0.57% - 75%	1.34% - 100%	1%	0.70% - 1%	1%	0.06% - 1.34%	
Loss given default	N/A	100%	100%	75%	100%	100%	100%	
Estimated gross carrying amount at default	288,825	10,620,837	5,131,571	250,000	389,229	7,233,978	1,179,965	
Allowance for ECL Increase in provision for ECL (note 7)	43,403 21,810	7,924,119 7,863,607	72,125 858	1,875 937	3,512 2,152	51,736 27,815	3,237 3,237	8,100,007 7,920,416

# Stivala Group Finance p.l.c.

## Notes to the Financial Statements for the year ended 31 December 2022

### 31. Financial risk management objectives and policies (continued)

	The Company		
	Loans to subsidiary (note 16)	Amounts owed by directors (notes 16 and 21)	Total
Approach in measuring ECL	<i>General</i>	<i>General</i>	
Probability of default	0.57%	0.70%	
Loss given default	88.60%	100%	
Estimated gross carrying amount at default	11,464,666	1,517,000	
Allowance for ECL	57,827	10,619	68,446
Increase in provision for ECL (note 7)	57,827	10,619	68,446
	The Company		
	Loans to subsidiary (note 16)	Amounts owed by directors (notes 16 and 21)	Total
Approach in measuring ECL	<i>General</i>	<i>General</i>	
Probability of default	-	-	
Loss given default	-	-	
Estimated gross carrying amount at default	-	-	
Allowance for ECL	-	-	-
Decrease in provision for ECL (note 8)	(4,011)	-	(4,011)

# Stivala Group Finance p.l.c.

## Notes to the Consolidated Financial Statements for the year ended 31 December 2022

### 31. Financial risk management objectives and policies (*continued*)

#### *Liquidity risk*

The Group is exposed to liquidity risk in relation to meeting future obligations associated with its financial liabilities. Prudent liquidity risk management includes maintaining sufficient cash and committed credit lines to ensure the availability of an adequate amount of funding to meet the Group's obligations.

The table below summarises the maturity profile of the Group's financial liabilities based on contractual undiscounted payments.

As at 31 December 2022

	The Group			
	Less than 1 year	1 to 5 years	> 5 years	Total
	€	€	€	€
Bank overdrafts	1,498,058	-	-	1,498,058
Bank loans	3,764,197	13,159,737	13,663,964	30,587,898
Finance lease liabilities	181,765	188,534	59,538	429,837
4.00% secured bonds and interest	-	-	44,820,000	44,820,000
3.65% secured bonds and interest	-	-	14,910,000	14,910,000
Trade and other payables	12,807,664	-	-	12,807,664
	<u>30,772,204</u>	<u>13,348,271</u>	<u>73,453,502</u>	<u>117,053,457</u>

As at 31 December 2021

	The Group			
	Less than 1 year	1 to 5 years	> 5 years	Total
	€	€	€	€
Bank overdrafts	1,539,387	-	-	1,539,387
Bank loans	3,722,539	13,184,304	11,303,042	28,209,885
Finance lease liabilities	252,714	330,607	99,230	682,551
4.00% secured bonds and interest	-	-	44,775,000	44,775,000
3.65% secured bonds and interest	-	-	14,895,000	14,895,000
Trade and other payables	12,808,095	-	-	12,808,095
	<u>18,322,735</u>	<u>13,514,911</u>	<u>71,072,272</u>	<u>102,909,918</u>

# Stivala Group Finance p.l.c.

## Notes to the Consolidated Financial Statements for the year ended 31 December 2022

### 31. Financial risk management objectives and policies (*continued*)

#### *Liquidity risk (continued)*

The below table shows gross undiscounted cash flows for lease liabilities and bank loans. The following shows the corresponding reconciliation of those amounts to the carrying amount (net present value):

As at 31 December 2022

	The Group			
	Less than 1 year	1 to 5 years	> 5 years	Total
<i>Bank loans</i>				
Gross payments	3,764,197	13,159,737	13,663,964	30,587,898
Finance charges	(749,648)	(2,021,311)	(1,246,577)	(4,017,536)
Carrying amount (net present value)	3,014,549	11,138,426	12,417,387	26,570,362

	The Group			
	Less than 1 year	1 to 5 years	> 5 years	Total
<i>Lease liabilities</i>				
Gross payments	181,765	188,534	59,538	429,837
Finance charges	(11,861)	(21,093)	(1,933)	(34,887)
Carrying amount (net present value)	169,904	167,441	57,605	394,950

As at 31 December 2021

	The Group			
	Less than 1 year	1 to 5 years	> 5 years	Total
<i>Bank loans</i>				
Gross payments	3,722,539	13,184,304	11,303,042	28,209,885
Finance charges	(726,256)	(2,165,919)	(1,369,016)	(4,261,191)
Carrying amount (net present value)	2,996,283	11,018,385	9,934,026	23,948,694

	The Group			
	Less than 1 year	1 to 5 years	> 5 years	Total
<i>Lease liabilities</i>				
Gross payments	252,714	330,607	99,230	682,551
Finance charges	(20,088)	(29,889)	(4,999)	(54,976)
Carrying amount (net present value)	232,626	300,718	94,231	627,575

# Stivala Group Finance p.l.c.

## Notes to the Consolidated Financial Statements for the year ended 31 December 2022

### 31. Financial risk management objectives and policies (*continued*)

#### *Liquidity risk (continued)*

As at 31 December 2022

	The Company			
	Less than 1	1 to 5 years	> 5 years	Total
	year			
	€	€	€	€
4.00% secured bonds and interest	-	-	44,820,000	44,820,000
3.65% secured bonds and interest	-	-	14,910,000	14,910,000
Trade and other payables	841,180	-	-	841,180
	841,180	-	59,730,000	60,571,180

As at 31 December 2021

	The Company			
	Less than 1	1 to 5 years	> 5 years	Total
	year			
	€	€	€	€
4.00% secured bonds and interest	-	-	44,775,000	44,775,000
3.65% secured bonds and interest	-	-	14,895,000	14,895,000
Trade and other payables	836,358	-	-	836,358
	836,358	-	59,670,000	60,506,358

#### *Fair value risk*

As at 31 December 2022 and 2021, the carrying amounts of trade and other receivables, other financial assets (loans and receivables), cash and cash equivalents, trade and other payables and current borrowings reflected in the financial statements are reasonable estimates of fair value in view of the nature of these instruments or the relatively short period of time between the origination of the instruments and their expected realisation. The fair values of non-current borrowings are not materially different from their carrying amounts in the statement of financial position.

The Group used the following hierarchy for determining and disclosing the fair value of investment property.

Level 1: quoted (unadjusted) prices in active markets for identical assets or liabilities;

Level 2: other techniques for which all inputs which have a significant effect on the recorded fair value are observable, either directly or indirectly; and

Level 3: techniques which use inputs which have a significant effect on the recorded fair value that are not based on observable market data.

# Stivala Group Finance p.l.c.

## Notes to the Consolidated Financial Statements for the year ended 31 December 2022

*Fair value measurement hierarchy:*

	The Group			
	Level 1	Level 2	Level 3	Total
	€	€	€	€
<b>As at 31 December 2022</b>				
Investment property				
<i>Commercial properties</i>	-	68,207,462	-	68,207,462
<i>Residential properties</i>	-	64,958,690	-	64,958,690
<i>Offices</i>	-	67,207,725	-	67,207,725
	-	200,373,877	-	200,373,877
Property, plant and equipment				
<i>Commercial properties</i>	-	112,953,467	-	112,953,467
<i>Residential properties</i>	-	43,830,832	-	43,830,832
	-	156,784,299	-	156,784,299

There were no transfers between level classifications of investment property and property, plant and equipment during 2022.

	The Group			
	Level 1	Level 2	Level 3	Total
	€	€	€	€
<b>As at 31 December 2021</b>				
Investment property				
<i>Commercial properties</i>	-	59,098,692	-	59,098,692
<i>Residential properties</i>	-	62,391,223	-	62,391,223
<i>Offices</i>	-	57,223,487	-	57,223,487
	-	178,713,402	-	178,713,402
Property, plant and equipment				
<i>Commercial properties</i>	-	106,000,474	-	106,000,474
<i>Residential properties</i>	-	42,336,605	-	42,336,605
	-	148,337,079	-	148,337,079

As at 31 December 2022 and 2021, there are no properties owned by the Company.

### *Capital Risk management*

Capital includes the equity attributable to the ultimate shareholders of the Group.

The primary objective of the Group's capital management is to ensure that it maintains healthy capital ratios in order to support its business and maximise shareholder value.

The Group manages its capital structure and makes adjustments to it in light of changes in economic conditions. To maintain or adjust the capital structure, the Group may adjust the dividend payment to the shareholders, return capital to the shareholders or issue new shares.



# Stivala Group Finance p.l.c.

## Notes to the Consolidated Financial Statements for the year ended 31 December 2022

No changes were made in the objectives, policies or processes for managing capital during the years ended 31 December 2022 and 2021.

	The Group		The Company	
	2022	2021	2022	2021
	€	€	€	€
Interest-bearing loans and other borrowings	102,844,467	85,158,081	71,730,000	78,237,863
Trade and other payables (note 23)	12,807,664	12,808,095	841,180	836,358
Finance lease liability (note 24)	394,950	627,575	-	-
Less: cash and cash equivalents	(1,588,455)	(199,234)	(8,232)	(4,597)
Net debt	114,458,626	98,394,517	72,562,948	79,069,624
Equity	249,255,217	235,391,856	674,090	(18,751,247)
Net debt to equity ratio	0.46:1	0.42:1	(32.47):1	(4.22):1

No changes were made in the objectives, policies or processes for managing capital during the years ended 31 December 2022 and 2021.

## 32. Events after the reporting date

All events occurring after the balance sheet date until the date of authorisation for issue of these financial statements and that are relevant for valuation and measurement as at 31 December 2022 for the Group and the Company are included in these consolidated financial statements.

As we progress through 2023, certain events which might have the potential of impacting the results of the Company are possible repercussions from the war in Ukraine on the European and, more generally, on the world economy as well as rising inflation and stock market uncertainty. Other concerns could arise from another pandemic flareup although the latter is considered unlikely in the short term as vaccinations have been administered on a large scale globally. Post the end of the reporting date however, as aforementioned, the potential risks to the performance of any company is from high inflation witnessed in the last few months which has forced many major central banks to increase interest rates as a counter-measure for inflation.

So far, Malta has been well shielded from increases in fuel and utility prices, though the Government has hinted that this may not be sustainable in the longer term. Should the government halt its subsidies on energy and other assistance to industry in general, this could lead to further price increases and possibly a reduction in disposable income, and which in-turn would adversely influence the propensity to save.

The Directors are closely monitoring the possible impact on its operations and financial performance and are committed to take all necessary steps to mitigate the impact. This has no impact on the financial statements of the Company as at date of approval. We are not otherwise aware of any further events that could possibly have an effect on the operations of the Company.

# Stivala Group Finance p.l.c.

## Notes to the Consolidated Financial Statements for the year ended 31 December 2022

### 33. Supplemental cash flow information

#### Changes in liabilities arising from financing activities

##### The Group

	1 January 2022 €	Cash flows €	Non-cash changes €	31 December 2022 €
Bank overdrafts	1,539,387	(41,329)	-	1,498,058
Bank loans	23,948,694	5,147,195	-	29,095,889
4% and 3.65% secured bonds	59,670,000	-	60,000	59,730,000
Finance lease liability (notes 16, 24 and 31)	627,575	(252,713)	20,088	394,950
<b>Total liabilities from financing activities</b>	<b>85,785,656</b>	<b>4,853,277</b>	<b>12,600,484</b>	<b>103,239,417</b>

##### The Group

	1 January 2021 €	Cash flows €	Non-cash changes €	31 December 2021 €
Bank overdrafts	1,978,579	(439,192)	-	1,539,387
Bank loans	21,768,753	2,179,941	-	23,948,694
4% and 3.65% secured bonds	59,610,000	-	60,000	59,670,000
Finance lease liability (notes 16, 24 and 31)	841,080	(239,813)	26,308	627,575
<b>Total liabilities from financing activities</b>	<b>84,198,412</b>	<b>1,500,936</b>	<b>86,308</b>	<b>85,785,656</b>

Non-cash changes refer to accumulated amortization of bond issue cost, accretion of interest expense on finance lease liability, and additional lease liability recognised during the year.

##### The Company

	1 January 2022 €	Cash flows €	Non-cash changes €	31 December 2022 €
Proposed dividends	-	-	12,000,000	12,000,000
4% and 3.65% secured bonds	59,670,000	-	60,000	59,730,000
Loans from subsidiary undertakings	18,567,863	14,538,029	(33,105,892)	-
<b>Total liabilities from financing activities</b>	<b>78,237,863</b>	<b>14,538,029</b>	<b>(21,045,892)</b>	<b>71,730,000</b>

## Stivala Group Finance p.l.c.

### Notes to the Consolidated Financial Statements for the year ended 31 December 2022

	1 January 2021	Cash flows	Non-cash changes	31 December 2021
	€	€	€	€
4% and 3.65% secured bonds	59,610,000	-	60,000	59,670,000
Loans from subsidiary undertakings	-	-	19,645,765	18,567,863
<b>Total liabilities from financing activities</b>	<b>59,610,000</b>	<b>-</b>	<b>19,705,765</b>	<b>78,237,863</b>

Non-cash changes refer to accumulated amortization of bond issue cost and loss incurred on owner's divestiture recognised during the year.

### 34. Contingent liabilities

Some of the companies within the group (where the Company forms part as an ultimate parent company) are engaged in various legal proceedings. As at approval date of these financial statements, it is difficult to predict exposures of the Group; hence no provision has been made in the consolidated financial statements accordingly.

### 35. Related party transactions

#### The Company

The following table provides the total amount of transactions that have been entered into with related parties for the relevant financial year.

		Expenses recharge to (from) related parties	Dividend income	Interest income	Amount owed by (to) related parties
		€	€	€	€
<b>Subsidiary of the Company:</b>					
Carmelo Stivala Group	2022	-	33,946,032	-	11,464,666
Limited	2021	(59,947,736)	41,142,087	-	-
<b>Sub-subsidiaries of the Company:</b>					
ST Hotels Ltd.	2022	(37,755)	-	-	-
	2021	(34,896)	-	-	-

# Stivala Group Finance p.l.c.

## Notes to the Consolidated Financial Statements for the year ended 31 December 2022

### Terms and conditions of transactions with related parties

The sales to and purchases from related parties are made on terms equivalent to those that prevail in arm's length transactions. Outstanding balances at the year-end are unsecured and interest free and settlement occurs in cash. There have been no guarantees provided or received for any related party receivables or payables. For the year ended 31 December 2022, the Group recorded impairment of receivables relating to amounts owed by other related undertakings disclosed in notes 16, 21 and 31, in compliance with IFRS 9. This assessment will be undertaken each financial year through examining the financial position of the related party and the market in which the related party operates together with other historical data on recovery of amounts due.

### 36. Ultimate controlling parties

Stivala Group Finance p.l.c., the ultimate parent company, is a public limited company incorporated in Malta.

The Company's registered office is 143, The Strand Gzira GZR 1026, Malta. The Company's share capital is fully owned by Carmelo Stivala Trustee Limited acting as a trustee, on behalf of the ultimate beneficial owners which are Mr. Michael Stivala, Mr. Ivan Stivala and Martin John Stivala.